

# TECHNICAL DOCUMENTS 2018 - 2019 Catalogue



**You are looking for technical information, a spare part.  
You will find all our documentation on  
[www.profurl.com](http://www.profurl.com)**



**Our hotline is also at your disposal either  
by e-mail: [hotline@wichard.com](mailto:hotline@wichard.com)  
or by phone: +33 (0)2 51 76 00 35**



**Our network of retailers and distributors is also  
at your service to assist you in your project**

**UK Distributor:**

**Proboat Ltd**

**t: +44 (0)1621-784455**

**e: [sales@proboat.co.uk](mailto:sales@proboat.co.uk)**

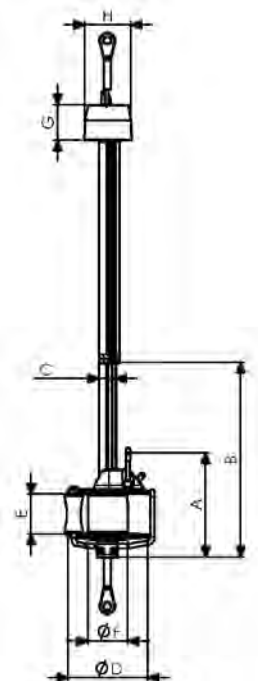
# MANUAL REEFING SYSTEMS

## WEIGHT OF THE DIFFERENT COMPONENTS IN KG

Models	Drum mechanism	Turnbuckle cylinder	Complete Swivel	Comple luff extrusion Kg / m	Head fitting + wrapstop
<b>C290</b>	2,09	included	0,54	0,557	0,16
<b>C320</b>	2,08	0,76	0,58	0,661	0,18
<b>C350</b>	3,12	0,82	0,84	0,728	0,32
<b>C420</b>	3,43	0,87	1,07	0,933	0,38
<b>C430</b>	3,51	0,87	1,73	0,933	0,38
<b>C480</b>	6,06	1,79	2,08	1,2	0,56
<b>C520</b>	6,06	2,22	2,08	1,46	0,57
<b>C530</b>	6,06	2,22	2,37	2,8	0,57
<b>R250</b>	1,6	0,45	0,51	0,383	0,06
<b>R350</b>	2,16	0,63	0,85	0,638	0,18
<b>R420</b>	3,75	0,94	0,98	0,835	0,36
<b>R430</b>	3,75	0,94	1,68	0,835	0,36
<b>R480</b>	6,09	1,79	2,08	1,2	0,44

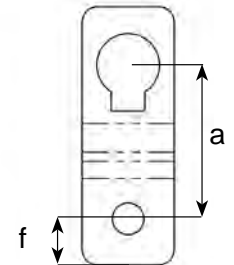
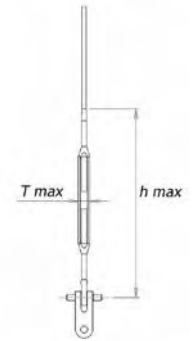
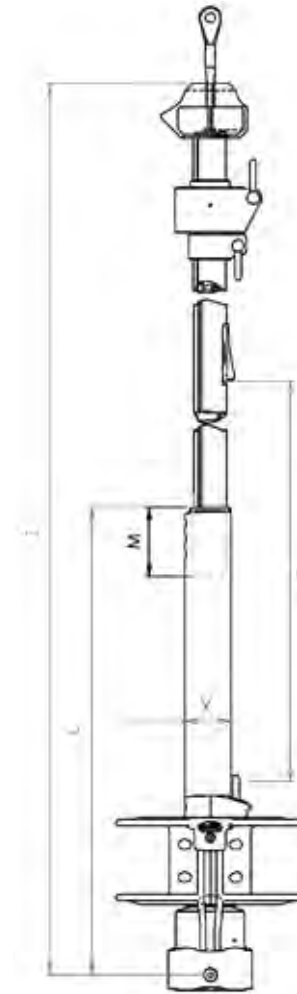
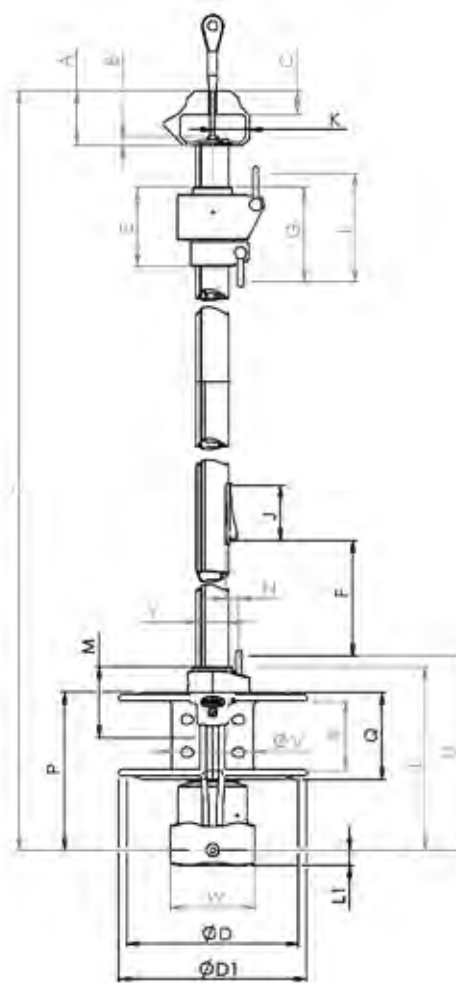
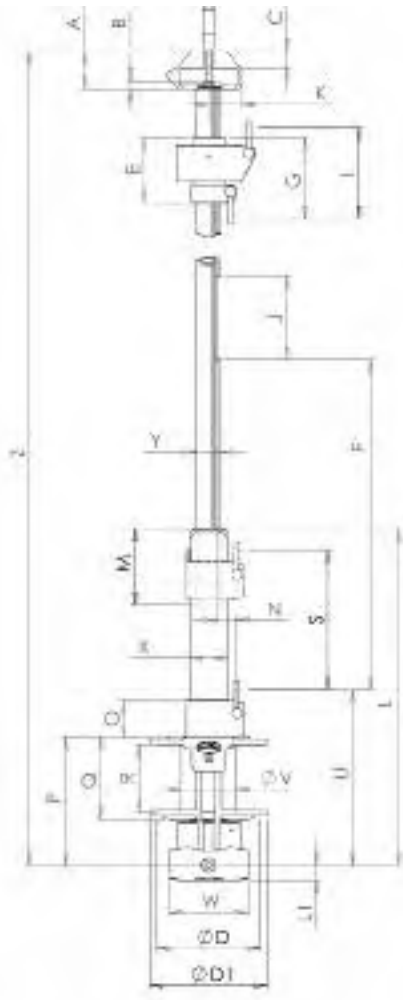
## DIMENSIONS OF C260 MODEL

	mm	ins
A	150	5 29/32"
B	575	1'10 5/8"
C	26	1 1/32"
D	115	4 17/32"
E	56	2 13/64"
F	56	2 13/64"
G	67	2 41/64"
H	50	1 63/64"

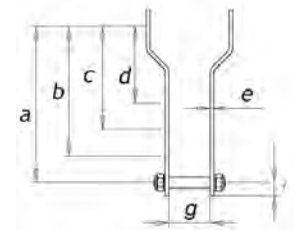


**C290 MODEL &  
BELOW DECK FITTING**

**DIMENSIONS FOR MODELS FROM C320 TO C430 - R250 TO R430**



Short link plates



Long link plates

Standard fitting

with turnbuckle  
cylinder

	C290		C320			C350				C420				C430				
	Standard		Standard		Turnbuckle cylinder		Standard		Turnbuckle cylinder		Standard		Turnbuckle cylinder		Standard		Turnbuckle cylinder	
	mm	ins	mm	ins	mm	ins	mm	ins	mm	ins	mm	ins	mm	ins	mm	ins	mm	ins
A	44	1'47/64"	44	1'47/64"	See Standard		68	2'43/64"	See Standard		68	2'43/64"	See Standard		68	2'43/64"	See Standard	
B	10	13/32"	10	13/32"	See Standard		10	13/32"	See Standard		10	13/32"	See Standard		10	13/32"	See Standard	
C	22	55/64"	22	55/64"	See Standard		28	17/64"	See Standard		28	17/64"	See Standard		28	17/64"	See Standard	
D	120	4'3/4"	180	7'3/32"	See Standard		200	7'3/4"	See Standard		220	8'21/32"	See Standard		220	8'21/32"	See Standard	
ØD1	140	5'33/64"	200	7'7/8"	See Standard		222	8'3/4"	See Standard		242	9'17/32"	See Standard		242	9'17/32"	See Standard	
E	79	3'1/8"	79	3'1/8"	See Standard		103	4'1/16"	See Standard		103	4'1/16"	See Standard		140	5'33/64"	See Standard	
F	293	11'1/2"	461	1'6'1/4"	575	1'10'3/4"	442	1'5'1/2"	762	2'6"	442	1'5'1/2"	808	2'7'3/4"	442	1'5'1/2"	808	2'7'3/4"
G	96	3'3/4"	96	3'3/4"	See Standard		125	4'7/8"	See Standard		126	4'61/64"	See Standard		170	6'11/16"	See Standard	
Hmax	320	1'5/8"	110	4'21/64"	424	1'4'3/4"	137	5'25/64"	457	1'5'63/64"	154	6'1/16"	520	1'8'1/2"	154	6'1/16"	520	1'8'1/2"
I	109	4'1/2"	109	4'1/2"	See Standard		142	5'19/32"	See Standard		144	5'43/64"	See Standard		196	7'3/4"	See Standard	
J	100	3'7/8"	72	2'53/64"	See Standard		72	2'53/64"	See Standard		72	2'53/64"	See Standard		72	2'53/64"	See Standard	
K	33	1'1/4'	33	1'1/4"	See Standard		47	1'27/32"	See Standard		47	1'27/32"	See Standard		47	1'27/32"	See Standard	
L	404	1'3'7/8"	181	7'1/4"	495	1'7'1/2"	220	8'3/4"	540	1'9'1/4"	236	9'19/64"	601	1'11'1/2"	236	9'19/64"	601	1'11'1/2"
L1	18	45/64"	18	45/64"	See Standard		20	25/32"	See Standard		20	25/32"	See Standard		20	25/32"	See Standard	
M	78	35/64"	64	2'33/64"	See Standard		75	2'15/16"	See Standard		75	2'15/16"	See Standard		75	2'15/16"	See Standard	
N	25	63/64"	17	43/64"	See Standard		21	53/64"	See Standard		18	45/64"	See Standard		18	45/64"	See Standard	
O	45	1'49/64"																
P	150	5'29/32"	157	6'3/16"	See Standard		184	7'1/4"	See Standard		203	7'1'63/64"	See Standard		203	7'1'63/64"	See Standard	
Q	98	3'55/64"	88	3'15/32"	See Standard		108	4'1/4"	See Standard		115	4'17/32"	See Standard		115	4'17/32"	See Standard	
R	80	3'5/32"	66	2'19/32"	See Standard		86	3'25/64"	See Standard		90	3'9/16"	See Standard		90	3'9/16"	See Standard	
S	170	6'11/64"																
Tmax	29	1'9/64"	32	1'17/64"	See Standard		42	1'21/32"	See Standard		42	1'21/32"	See Standard		42	1'21/32"	See Standard	
U	213	8'25/64"	199	7'53/64"	See Standard		245	9'41/64"	See Standard		262	10'1/2"	See Standard		262	10'1/2"	See Standard	
V	66	2'19/32"	92	3'5/8"	See Standard		105	4'9/64"	See Standard		105	4'9/64"	See Standard		105	4'9/64"	See Standard	
W	97	3'13/16"	97	3'13/16"	See Standard		115	4'17/32"	See Standard		115	4'17/32"	See Standard		115	4'17/32"	See Standard	
X	46	1'13/16"			52	2'3/64"			60	2'23/64"	"		60	2'23/64"			60	2'23/64"
Y	29	1'9/64"	32	1'17/64"	See Standard		35	13/8"	See Standard		42	1'21/32"	See Standard		42	1'21/32"	See Standard	
Z	10370	34'1/4"	12160	39'10'3/4"	12475	39'10'3/4"	14215	46'7'3/4"	14535	47'8'1/4"	16230	53'2"	16595	54'5'1/2"	18230	59'9'1/2"	18595	61'
Short link plates																		
a	50 (1'31/32")		50 (1'31/32")		50 (1'31/32")		55 (2'5/3")		55 (2'5/3")		55 (2'5/3")		55 (2'5/3")		55 (2'5/3")		55 (2'5/3")	
f	15 (19/32")		15 (19/32")		15 (19/32")		20 (25/32")		20 (25/32")		20 (25/32")		20 (25/32")		20 (25/32")		20 (25/32")	
Link plates	Medium		Long		Medium		Long		Medium		Long		Medium		Long		Medium	
a	180	7'3/32"	340	1'1'11/12"	180	7'3/32"	500	1'7'11/16"	200	7'7/8"	500	1'7'3/4"	200	7'7/8"	500	1'7'3/4"	250	9'27/32"
b	145	5'45/64"	305	1'1/64"	145	5'7/8"	465	1'6'5/16"	165	6'3/4"	465	1'6'5/16"	165	6'3/4"	465	1'6'5/16"	215	8'21/32"
c	110	4'21/64"	270	10'5/8"	110	4'21/64"	430	1'4'7/8"	130	5'1/2"	430	1'4'7/8"	130	5'1/2"	430	1'4'7/8"	180	7'31/64"
d	75	2'61/64"	235	9'1/4"	75	2'61/64"	395	1'3'9/16"	95	4'5/16"	395	1'3'9/16"	95	4'5/16"	395	1'3'9/16"	145	6'19/64"
e	4	5/32"	4	5/32"	4	5/32"	4	5/32"	4	5/32"	4	5/32"	4	5/32"	4	5/32"	4	5/32"
f	16	19/32"	16	19/32"	16	19/32"	16	43/64"	16	19/32"	16	43/64"	16	19/32"	16	43/64"	16	19/32"
g	41	1'39/64"	41	1'39/64"	41	1'39/64"	41	1'39/64"	41	1'39/64"	41	1'39/64"	41	1'39/64"	61	2'9/16"	61	2'9/16"

	R250				R350				R420				R430			
	Standard		Turnbuckle cylinder		Standard		Turnbuckle cylinder		Standard		Turnbuckle cylinder		Standard		Turnbuckle cylinder	
	mm	ins	mm	ins	mm	ins	mm	ins	mm	ins	mm	ins	mm	ins	mm	ins
A	32	1 75/64'	See Standard		44	1 47/64"	See Standard		68	2 43/64"	See Standard		68	2 43/64"	See Standard	
B	10	13/32"	See Standard		10	13/32"	See Standard		10	13/32"	See Standard		10	13/32"	See Standard	
C	16	5/8"	See Standard		22	55/64"	See Standard		28	17/64"	See Standard		28	17/64"	See Standard	
D	130	5 1/8'	See Standard		180	7 3/32"	See Standard		220	8 21/32"	See Standard		220	8 21/32"	See Standard	
ØD1	150	5 29/32"	See Standard		200	7 7/8"	See Standard		242	9 17/32"	See Standard		242	9 17/32"	See Standard	
E	79	3 1/8'	See Standard		103	4 1/16"	See Standard		103	4 1/16"	See Standard		140	5 33/64"	See Standard	
F	460	1' 6 7/64"	731	2' 4 3/4"	461	1' 6 1/4"	775	2' 6 1/2"	442	1' 5 1/2"	808	2' 7 3/4"	442	1' 5 1/2"	808	2' 7 3/4"
G	96	3 25/32"	See Standard		125	4 7/8"	See Standard		126	4 61/64"	See Standard		170	6 11/16"	See Standard	
H max	88	3 15/32"	359	1' 2 1/4"	110	4 21/64"	424	1' 4 3/4"	154	6 1/16"	520	1' 8 1/2"	154	6 1/16"	520	1' 8 1/2"
I	109	4 19/64"	See Standard		142	5 19/32"	See Standard		144	5 43/64"	See Standard		196	7 3/4"	See Standard	
J	72	2 53/64"	See Standard		72	2 53/64"	See Standard		72	2 53/64"	See Standard		72	2 53/64"	See Standard	
K	25	63/64"	See Standard		33	1 1/4"	See Standard		47	1 27/32"	See Standard		47	1 27/32"	See Standard	
L	163	6 27/64"	434	1' 5 3/32"	181	7 1/4"	495	1' 7 1/2"	236	9 19/64"	601	1' 11 1/2"	236	9 19/64"	601	1' 11 1/2"
L1	18	45/64"	See Standard		18	45/64"	See Standard		20	25/32"	See Standard		20	25/32"	See Standard	
M	68	2 43/64"	See Standard		64	2 33/64"	See Standard		75	2 15/16"	See Standard		75	2 15/16"	See Standard	
N	15	19/32"	See Standard		15	19/32"	See Standard		17	43/64"	See Standard		17	43/64"	See Standard	
O																
P	133	5 15/44"	See Standard		157	6 3/16"	See Standard		203	7	See Standard		203	7 63/64"	See Standard	
Q	74	2 29/32"	See Standard		88	3 15/32"	See Standard		115	4 17/32"	See Standard		115	4 17/32"	See Standard	
R	60	2 23/64"	See Standard		66	2 19/32"	See Standard		90	3 9/16"	See Standard		90	3 9/16"	See Standard	
S																
T max	26	1 1/32"	See Standard		32	1 17/64"	See Standard		42	1 21/32"	See Standard		42	1 21/32"	See Standard	
U	165	6 1/2"	See Standard		199	7 53/64"	See Standard		262	10 1/2"	See Standard		262	10 1/2"	See Standard	
V	76	2 63/64"	See Standard		92	3 5/8"	See Standard		105	4 9/64"	See Standard		105	4 9/64"	See Standard	
W	97	3 13/16"	See Standard		97	3 13/16"	See Standard		115	4 17/32"	See Standard		115	4 17/32"	See Standard	
X			40	1 37/64"			52	2 1/16"			60	2 23/64"			60	2 23/64"
Y	25	63/64"	See Standard		35	13/8"	See Standard		42	1 21/32"	See Standard		42	1 21/32"	See Standard	
Z	8127	26' 7 63/64"	8398	27' 6 1/2"	12160	39' 10 3/4"	12475	40' 11 1/4"	14230	46' 8 1/4"	14595	47' 10 5/8"	16230	53' 2"	16595	54' 5"
Short link plates																
a	50 (1 32/32")		50 (1 32/32")		50 (1 32/32")		50 (1 32/32")		55 (2 5/32")		55 (2 5/32")		55 (2 5/32")		55 (2 5/32")	
f	15 (19/32")		15 (19/32")		15 (19/32")		15 (19/32")		20 (25/32")		20 (25/32")		20 (25/32")		20 (25/32")	
Link plates	Long		Medium		Long		Medium		Long		Medium		Long		Medium	
a	340	1' 1 25/64"	180	7 3/32"	340	1' 1 25/64"	180	7 3/32"	500	1' 7 3/4"	200	7 7/8"	500	1' 7 3/4"	250	9 27/32"
b	305	1' 1/64"	145	5 7/8"	305	1' 1/64"	145	5 7/8"	465	1' 6 5/16"	165	6 3/4"	465	1' 6 5/16"	215	8 1/4"
c	270	10 5/8"	110	4 23/32"	270	10 5/8"	110	4 23/32"	430	1' 4 7/8"	130	5 1/2"	430	1' 4 7/8"	180	6 3/4"
d	235	9 1/4"	75	3 9/16"	235	9 1/4"	75	3 9/16"	395	1' 3 9/16"	95	4 5/16"	395	1' 3 9/16"	145	5 1/8"
e	4	5/32"	4	5/32"	4	5/32"	4	5/32"	4	5/32"	4	5/32"	4	5/32"	4	5/32"
f	16	19/32"	16	19/32"	16	19/32"	16	19/32"	16	19/32"	16	43/64"	16	19/32"	16	43/64"
g	41	1 39/64"	41	1 39/64"	41	1 39/64"	41	1 39/64"	41	1 39/64"	41	1 39/64"	61	2 9/16"	61	2 9/16"

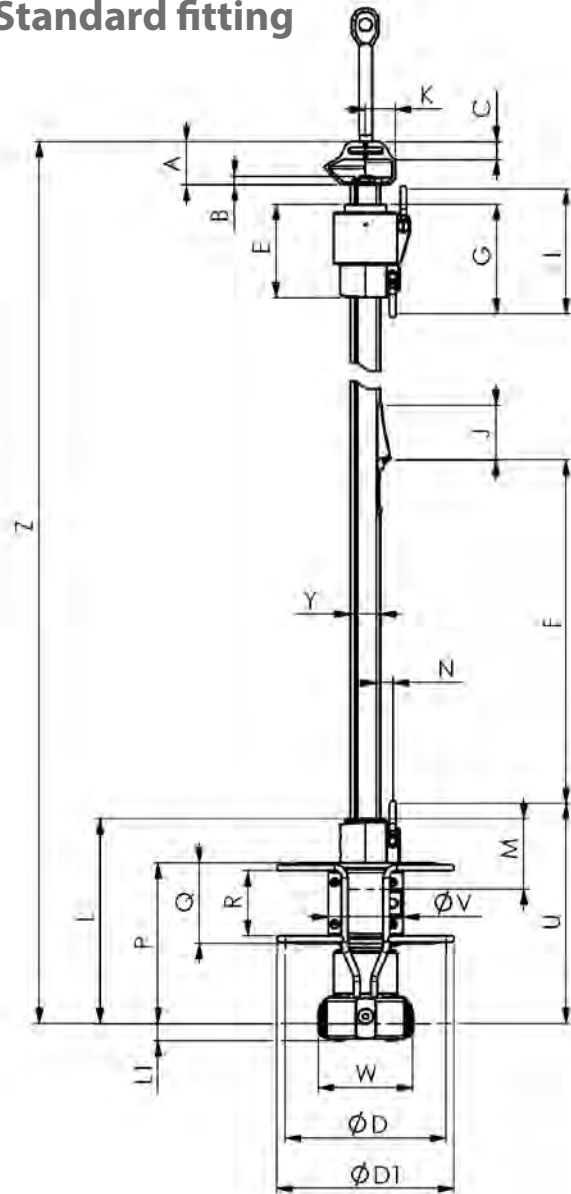
**DIMENSIONS OF BELOW THE DECK MODELS (SEE PAGE 44)**  
**C290, C320SP, C350SP, C420SP, C430SP, R250SP, R350SP, R420SP, R430SP**

	<b>C290</b>	<b>C320SP</b>	<b>C350SP</b>	<b>C420SP</b>	<b>C430SP</b>	<b>R250SP</b>	<b>R350SP</b>	<b>R420SP</b>	<b>R430SP</b>
<b>Dimensions</b>	<b>mm</b>	<b>mm</b>	<b>mm</b>	<b>mm</b>	<b>mm</b>	<b>mm</b>	<b>mm</b>	<b>mm</b>	<b>mm</b>
<b>A</b>	44	44	68	68	68	32	44	68	68
<b>B</b>	10	10	10	10	10	10	10	10	10
<b>C</b>	22	22	28	28	28	16	22	28	28
<b>D</b>	120	170	200	220	220	120	170	220	220
<b>ØD1</b>	140	192	222	242	242	140	192	242	242
<b>E</b>	79	79	103	103	140	79	103	103	140
<b>F</b>	293	760	820	820	820	670	760	820	820
<b>G</b>	96	96	125	126	170	96	125	126	170
<b>Hmax</b>	320	460	520	520	520	320	460	520	520
<b>I</b>	109	109	142	144	196	109	142	144	196
<b>J</b>	100	72	72	72	72	72	72	72	72
<b>K</b>	33	33	47	47	47	25	33	47	47
<b>L</b>	404	533	604	604	604	404	533	604	604
<b>L1</b>	18	20	20	20	20	18	20	20	20
<b>M</b>	78	64	75	75	75	73	64	75	75
<b>N</b>	25	29	27	24	24	26	27	23	23
<b>O</b>	45	50	50	50	50	45	50	50	50
<b>P</b>	150	190	190	190	190	150	190	190	190
<b>Q</b>	98	115	115	115	115	100	115	115	115
<b>R</b>	80	95	95	95	95	80	95	95	95
<b>S</b>	170	250	300	300	300	170	250	300	300
<b>Tmax</b>	29	42	43	43	43	29	42	43	43
<b>U</b>	213	265	265	265	265	210	265	265	265
<b>Ø V</b>	66	115	115	115	115	66	115	115	115
<b>W</b>	97	115	115	115	115	97	115	115	115
<b>X</b>	46	56	56	56	56	46	56	56	56
<b>Y</b>	29	32	35	42	42	25	35	42	42
<b>Z</b>	10370	12513	14597	16597	18597	8363	12513	14597	16597
<b>Link plates</b>									
<b>a</b>	180	200	200	200	200	180	200	200	200
<b>b</b>	145	165	165	165	165	145	165	165	165
<b>c</b>	110	130	130	130	130	110	130	130	130
<b>d</b>	75	95	95	95	95	75	95	95	95
<b>e</b>	4	4	4	4	4	4	4	4	4
<b>f</b>	16	16	16	16	16	16	16	16	16
<b>g</b>	41	41	41	41	41	41	41	41	41

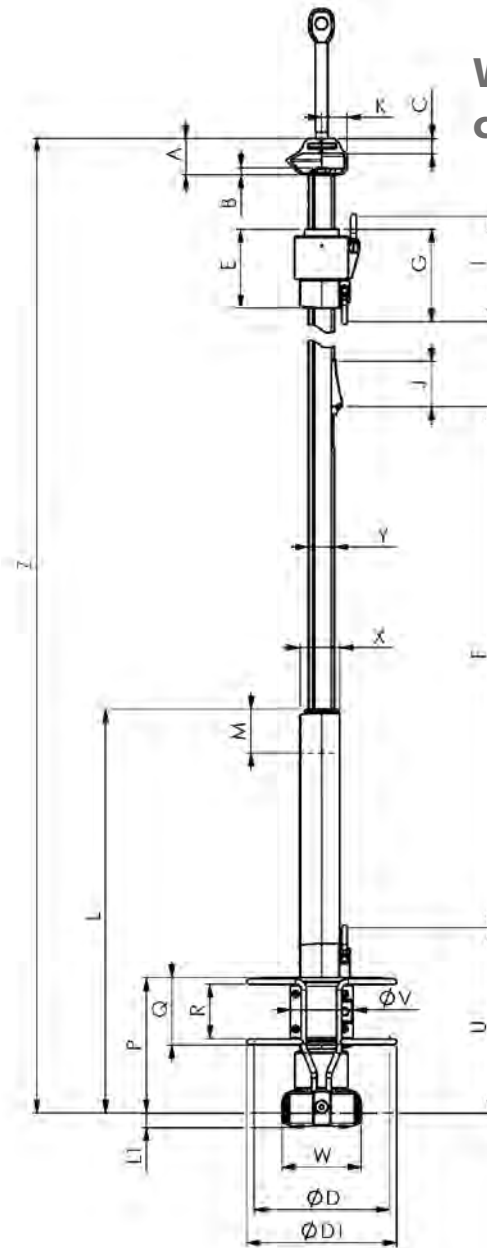
	C480				R480				C520				C530			
	Standard		Turnbuckle cylinder		Standard		Turnbuckle cylinder		Standard		Turnbuckle cylinder		Standard		Turnbuckle cylinder	
	mm	inch	mm	inch	mm	inch	mm	inch	mm	inch	mm	inch	mm	inch	mm	inch
<b>A</b>	68	2 43/64"	See standard	See standard	68	2 43/64"	See standard	See standard	68	2 43/64"	See standard	See standard	68	2 43/64"	See standard	See standard
<b>B</b>	14	35/64"	See standard	See standard	14	35/64"	See standard	See standard	14	35/64"	See standard	See standard	14	35/64"	See standard	See standard
<b>C</b>	28	1 7/64"	See standard	See standard	28	1 7/64"	See standard	See standard	28	1 7/64"	See standard	See standard	28	1 7/64"	See standard	See standard
<b>ØD</b>	250	9 27/32"	See standard	See standard	250	9 27/32"	See standard	See standard	250	9 27/32"	See standard	See standard	250	9 27/32"	See standard	See standard
<b>ØD1</b>	276	10 1 55/64"	See standard	See standard	276	10 1 55/64"	See standard	See standard	276	10 1 55/64"	See standard	See standard	276	10 1 55/64"	See standard	See standard
<b>E</b>	146	5 3/4"	See standard	See standard	146	5 3/4"	See standard	See standard	146	5 3/4"	See standard	See standard	168	5 3/4"	See standard	See standard
<b>F</b>	535	1 9 1/8"	962	3 1 7/8"	535	1 9 1/8"	962	3 1 7/8"	535	1 9 1/8"	1062	3 5 13/16"	535	1 9 1/8"	1062	3 5 13/16"
<b>G</b>	170,5	6 11/16"	See standard	See standard	170	6 11/16"	See standard	See standard	170	6 11/16"	See standard	See standard	192,5	6 11/16"	See standard	See standard
<b>H max</b>	205	8 5/64"	630	2 0 51/64"	205	8 5/64"	630	2 0 51/64"	205	8 5/64"	730	2 4 47/64"	223	8 5/64"	748	2 4 47/64"
<b>I</b>	194	7 41/64"	See standard	See standard	194	7 41/64"	See standard	See standard	194	7 41/64"	See standard	See standard	218	7 41/64"	See standard	See standard
<b>J</b>	84	3 5/16"	See standard	See standard	84	3 5/16"	See standard	See standard	84	3 5/16"	See standard	See standard	84	3 5/16"	See standard	See standard
<b>K</b>	47	1 27/32"	See standard	See standard	47	1 27/32"	See standard	See standard	47	1 27/32"	See standard	See standard	47	1 27/32"	See standard	See standard
<b>L</b>	319	1 0 9/16"	745	2 5 21/64"	319	1 0 9/16"	745	2 5 21/64"	319	1 0 9/16"	845	2 9 17/64"	337	1 0 9/16"	863	2 9 17/64"
<b>L1</b>	27	1 1/8"	See standard	See standard	27	1 1/8"	See standard	See standard	27	1 1/8"	See standard	See standard	27	1 1/8"	See standard	See standard
<b>M</b>	100	3 15/16"	See standard	See standard	100	3 15/16"	See standard	See standard	100	3 15/16"	See standard	See standard	100	3 15/16"	See standard	See standard
<b>N</b>	23,5	29/32"	See standard	See standard	23,5	29/32"	See standard	See standard	21,5	27/32"	See standard	See standard	21,5	27/32"	See standard	See standard
<b>P</b>	250	9 27/32"	See standard	See standard	250	9 27/32"	See standard	See standard	250	9 27/32"	See standard	See standard	268	9 27/32"	See standard	See standard
<b>Q</b>	125	4 59/64"	See standard	See standard	125	4 59/64"	See standard	See standard	125	4 59/64"	See standard	See standard	125	4 59/64"	See standard	See standard
<b>R</b>	101	3 31/32"	See standard	See standard	101	3 31/32"	See standard	See standard	101	3 31/32"	See standard	See standard	101	3 31/32"	See standard	See standard
<b>T max</b>	52	2 3/64"	See standard	See standard	52	2 3/64"	See standard	See standard	52	2 3/64"	See standard	See standard	52	2 3/64"	See standard	See standard
<b>U</b>	342	1 1 15/32"	See standard	See standard	342	1 1 15/32"	See standard	See standard	342	1 1 15/32"	See standard	See standard	360	1 1 15/32"	See standard	See standard
<b>ØV</b>	116	4 9/16"	See standard	See standard	116	4 9/16"	See standard	See standard	116	4 9/16"	See standard	See standard	116	4 9/16"	See standard	See standard
<b>W</b>	146	5 3/4"	See standard	See standard	146	5 3/4"	See standard	See standard	146	5 3/4"	See standard	See standard	146	5 3/4"	See standard	See standard
<b>X</b>	-		73	2 7/8"	-		73	2 7/8"	-		73	2 7/8"	-		73	2 7/8"
<b>Y</b>	48	1 57/64"	See standard	See standard	48	1 57/64"	See standard	See standard	52	2 3/64"	See standard	See standard	52	2 3/64"	See standard	See standard
<b>Z</b>	18287	59 11 15/16"	18712	61 4 11/16"	18287	59 11 15/16"	18712	61 4 11/16"	20287	66 6 11/16"	20812	68 3 3/8"	22305	73 2 5/32"	22830	74 10 13/16"
<b>Link plates</b>	Medium		Long		Medium		Long		Medium		Long		Medium		Long	
<b>a1</b>	325	1 0 51/64"	675	2 2 37/64"	325	1 0 51/64"	675	2 2 37/64"	325	1 0 51/64"	675	2 2 37/64"	325	1 0 51/64"	675	2 2 37/64"
<b>a2</b>	275	10 53/64"	625	2 0 39/64"	275	10 53/64"	625	2 0 39/64"	275	10 53/64"	625	2 0 39/64"	275	10 53/64"	625	2 0 39/64"
<b>a3</b>	225	8 55/64"	575	1 10 41/64"	225	8 55/64"	575	1 10 41/64"	225	8 55/64"	575	1 10 41/64"	225	8 55/64"	575	1 10 41/64"
<b>a4</b>	175	6 57/64"	525	1 8 43/64"	175	6 57/64"	525	1 8 43/64"	175	6 57/64"	525	1 8 43/64"	175	6 57/64"	525	1 8 43/64"
<b>a5</b>	125	4 59/64"	475	1 6 45/64"	125	4 59/64"	475	1 6 45/64"	125	4 59/64"	475	1 6 45/64"	125	4 59/64"	475	1 6 45/64"
<b>a6</b>			425	1 4 47/64"			425	1 4 47/64"			425	1 4 47/64"			425	1 4 47/64"
<b>e</b>	6	15/64"	6	15/64"	6	15/64"	6	15/64"	6	15/64"	6	15/64"	6	15/64"	6	15/64"
<b>f</b>	25	63/64"	25	63/64"	25	63/64"	25	63/64"	25	63/64"	25	63/64"	25	63/64"	25	63/64"
<b>g</b>	64 or 81	2 33/64" or 3 3/16"	64 or 81	2 33/64" or 3 3/16"	64 or 81	2 33/64" or 3 3/16"	64 or 81	2 33/64" or 3 3/16"	64 or 81	2 33/64" or 3 3/16"	64 or 81	2 33/64" or 3 3/16"	64 or 81	2 33/64" or 3 3/16"	64 or 81	2 33/64" or 3 3/16"

## DIMENSIONS FOR C480, C520, C530 AND R480 MODELS

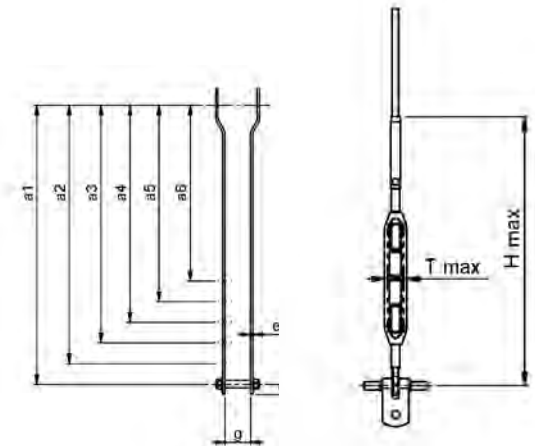
### Standard fitting



### With turnbuckle cylinder

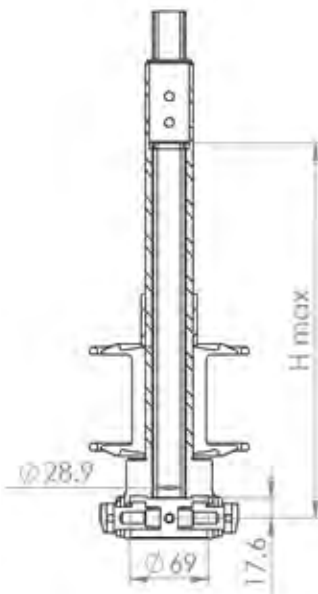


### Long and medium link plates

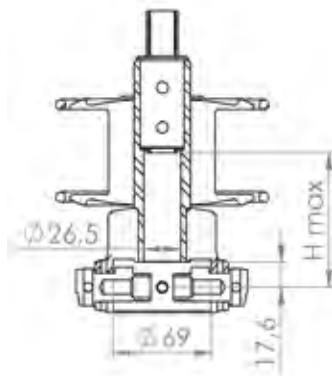




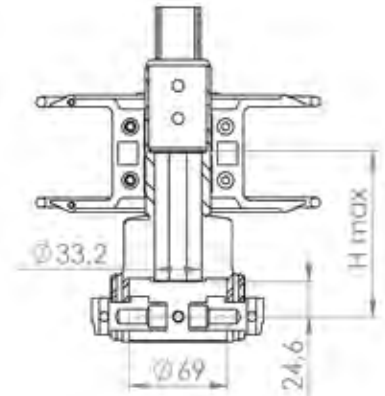
# INNER DIMENSIONS OF DRUM MECHANISM



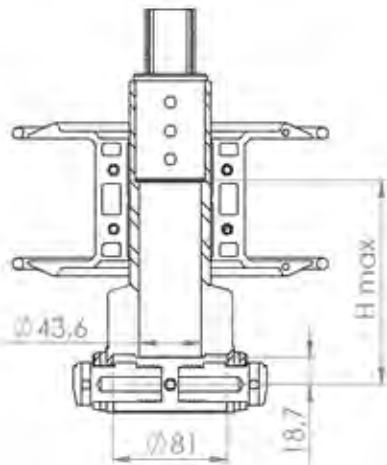
C290 - R250SP



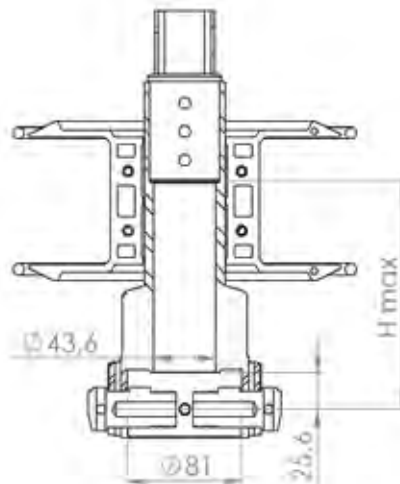
R250



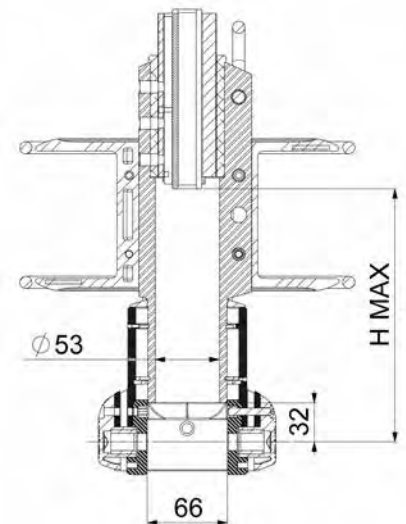
C320 - R350



C320SP - C350  
C350SP - C420SP  
C430SP - R350SP  
R420SP - R430SP



C420 - C430  
R420 - R430



C480 - C520  
C530 - R480

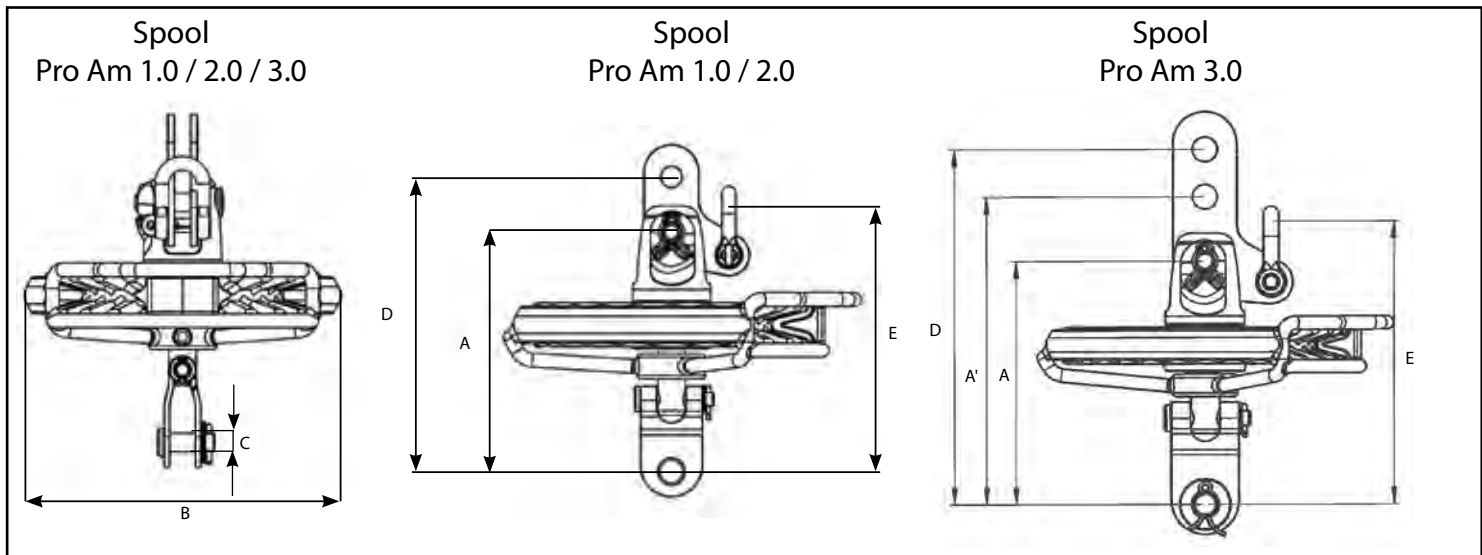
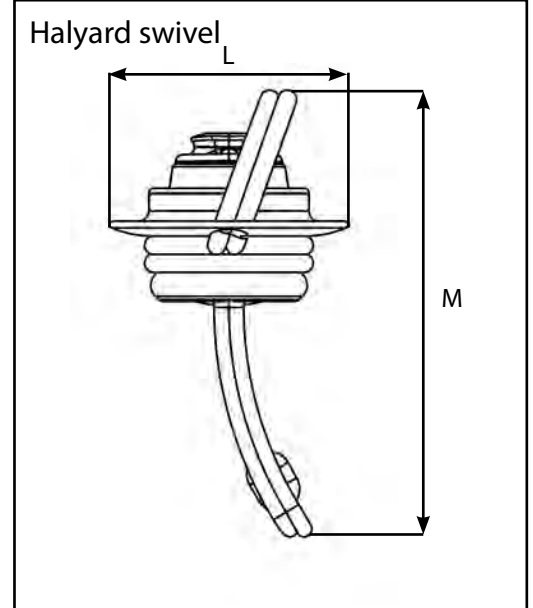
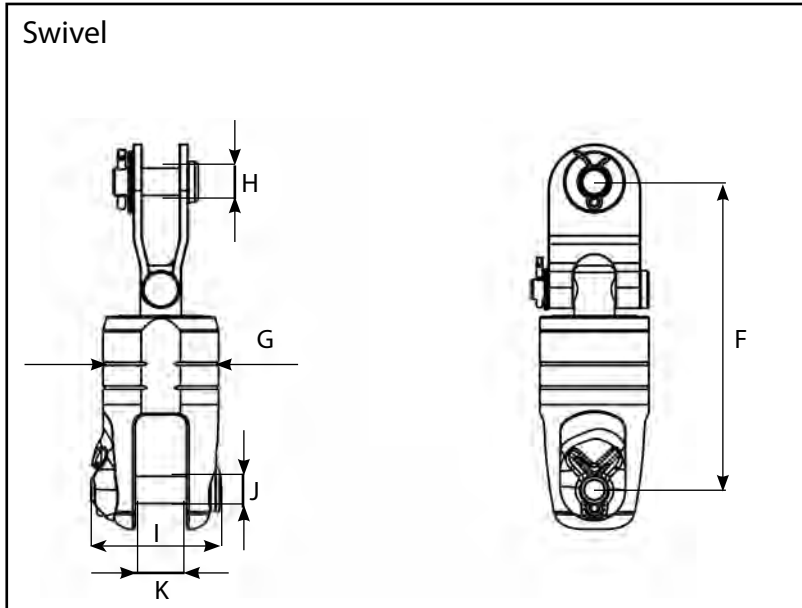
## DRUM CAPACITY FOR HEADSAIL SYSTEMS AND SUGGESTED FURLING LINE DIAMETERS

Model	Ø Forestay mm (")	Boat length m (ft)	Forestay length	Max. genoa area	Ø luff mm (inch)	Ø furling line mm (inch)	Drum capacity m (ft)	Maximum LP
<b>C260</b>	5 (13/64")	5 to 8 m (16'-22')	6.5 à 8,5 m	15 m <sup>2</sup>	6 (15/64")	6 (15/64")	7,6 m (25')	4 m (13')
<b>C290</b>	6,35 (1/4") / 7* (9/32")	7 to 10 m (22'-31')	10 à 14 m	30 m <sup>2</sup>	5 (13/64")	6 (15/64") / 8 (5/16")	13 m (42') / 7,5 m (25')	8 m (26') / 3 m (10')
<b>C320</b>	7 (9/32") / 8* (5/16")	9,5 to 12 m (32'-39')	12 à 16 m	40 m <sup>2</sup>	5 (13/64")	6 (15/64") / 8 (5/16")	26,2 m (85') / 14,7 m (46')	17 m (56') / 7 m (23')
<b>C350</b>	8 (5/16") / 10* (3/8")	11,5 to 13,5 m (37'-42')	14 à 18 m	55 m <sup>2</sup>	5 (13/64")	8 (5/16") / 10 (3/8")	23,2 m (75') / 14,9 m (49')	19 m (62') / 7 m (23')
<b>C420</b>	10 (3/8") / 12,7* (1/2")	13 to 15 m (42'-45')	16 à 20 m	80 m <sup>2</sup>	5 (13/64")	8 (5/16") / 10 (3/8")	31,4 m (101') / 20,1 m (65')	26 m (86') / 12,5 m (41')
<b>C430</b>	12,7 (1/2")	14 to 16 m (45'-60')	18 à 22 m	100 m <sup>2</sup>	5 (13/64")	8 (5/16") / 10 (3/8")	31,4 m (101') / 20,1 m (65')	26 m (86') / 12,5 m (41')
<b>C480</b>	14,3 (9/16")	14,5 to 18,5 m (52'-65')	18 à 22 m	120 m <sup>2</sup>	6 (15/64")	10 (3/8") / 12 (1/2")	30 m (98') / 22 m (72')	26,5 m (81') / 14,5 m (45')
<b>C520</b>	16 (5/8") / 19* (3/4")	16,5 to 18,5 m (56'-65')	20 à 24 m	140 m <sup>2</sup>	6 (15/64")	10 (3/8") / 12 (1/2")	30 m (98') / 22 m (72')	26,5 m (81') / 14,5 m (45')
<b>C530</b>	19 (3/4")	18,5 to 26 m (65'-85')	22 à 26 m	220 m <sup>2</sup>	6 (15/64")	10 (3/8") / 12 (1/2")	30 m (98') / 22 m (72')	26,5 m (81') / 14,5 m (45')
<b>C700</b>	25,4 (63/64")	20 to 30 m	25 - 32,5 m	300 m <sup>2</sup>	8 (5/16")	12 (3/8") / 14 (1/2")	-	-
<b>R250</b>	6,35 (1/4")	6 à 9 m (19'-30')	8 à 12 m	30 m <sup>2</sup>	5 (13/64")	6 (15/64") / 8 (5/16")	11,1 m / 6,2 m	4,5 m (13') / 2,5 m (8')
<b>R350</b>	8 (5/16")	9,5 to 12,5 m (31'-41')	12 - 16 m	45 m <sup>2</sup>	5 (13/64")	6 (15/64") / 8 (5/16")	26,2 m / 14,7 m	17 m (56') / 7 m (23')
<b>R420</b>	10 (3/8")	11,5 to 14,5 m (37'-47')	14 - 18 m	70 m <sup>2</sup>	5 (13/64")	8 (5/16") / 10 (3/8")	31,4 m / 20,1 m	26 m (86') / 12,5 m (41')
<b>R430</b>	11,1 (7/16")	13 to 16,5 m (43'-54')	16 - 20 m	90 m <sup>2</sup>	5 (13/64")	8 (5/16") / 10 (3/8")	31,4 m / 20,1 m	26 m (86') / 12,5 m (41')
<b>R480</b>	12,7 (1/2")	15,5 to 20 m (52'-65')	18 - 22 m	100 m <sup>2</sup>	6 (15/64")	10 (3/8") / 12 (1/2")	30 m (98') / 22 m (72')	26,5 m (86') / 14,5 m (45')

\*: installation with swageless eye - In that case, the sail area recommended must be respected as well as the drum capacity.

# STRUCTURAL FURLERS: PRO AM

## TECHNICAL DATA: STRUCTURAL FURLERS - PRO AM

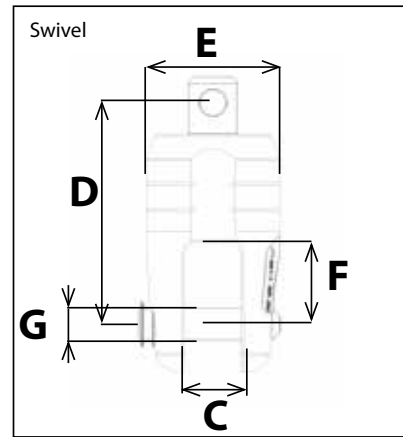
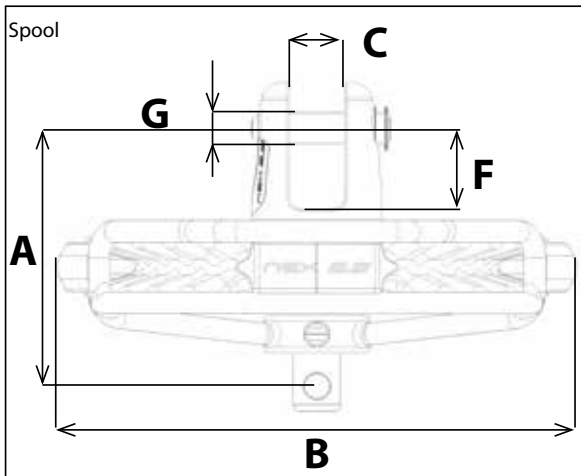


Technical data: spool	PRO AM 1.0	PRO AM 2.0	PRO AM 3.0
A / A' mm	104	122	128 / 162
B mm	140	180	180
C mm	8	10	12
D mm	128	152	187
E mm	118	142	149
Ø spool : mm	120	150	150
Ø furling line mm	10	10	10
Weight: spool (only) Kg	0.660	1.080	1.080

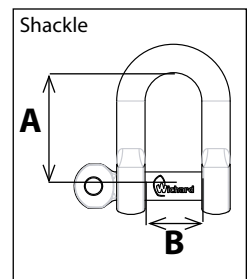
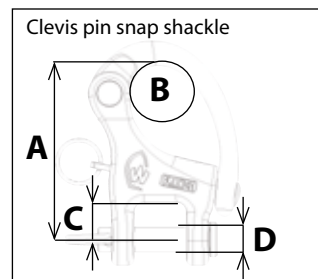
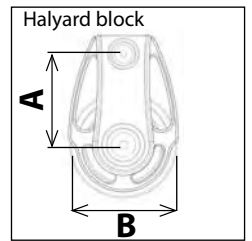
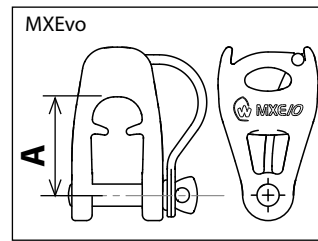
Technical data: swivel	PRO AM 1.0	PRO AM 2.0	PRO AM 3.0
F mm	90	109	115
G mm	34	42	42
H mm	8	10	12
I mm	38	47	47
J mm	8	10	10
K mm	15	18	18
Weight: swivel (only) Kg	0.210	0.340	0.340
Technical data: halyard swivel			
L mm	70	70	70
M mm	129	129	129
Weight: halyard swivel (only) Kg	0,150	0,150	0.150

# FLYING SAIL FURLERS NEX

Technical data for mechanisms	Technical data: spool	NEX 0.9	NEX 1.5	NEX 2.5	NEX 5.0
	Height pin to pin: A mm	62,4 (2 29/64")	73,6 (2 57/64")	82,9 (3 17/64")	109,5 (4 5/16")
	Width drum mechanism: B mm	125 (4 59/64")	140 (5 33/64")	180 (7 3/32")	230 (9 1/16")
	Width fork: C mm	12 (15/32")	15 (19/32")	18 (23/32")	19 (3/4")
	Depth under pin: F mm	23 (1 29/32")	22 (1 7/8")	26 (1/32")	34 (1 11/32")
	Ø pin G mm	8	8	10	12
	Ø spool: mm	100 (3 15/16")	120 (4 23/32")	150 (5 7/8")	195 (7 11/16")
	Ø continuous line mm	8 (5/6")	10 (3/8")	10 (3/8")	10 (3/8")
	Weight: spool (only) Kg	0,330	0,530	0,820	1,440
	Technical data: swivel				
	Height pin to pin: D mm	47,3 (1 55/64")	58,8 (2 5/16")	69,6 (3 17/64")	94 (3 45/64")
	Width swivel: E mm	31 (1 7/32")	34 (1 5/16")	42 (1 5/8")	50 (1 31/32")
	Width fork: C mm	12 (15/32")	15 (19/32")	18 (23/32")	19 (3/4")
	Depth under pin: F mm	23 (1 29/32")	22 (1 7/8")	26 (1/32")	34 (1 11/32")
Ø pin G mm	8	8	10	12	
Weight: swivel (only) Kg	0,100	0,140	0,240	0,470	
Max Ø luff line mm	8 (5/6")	8 (5/6")	12 (1/2")	16 (5/8")	

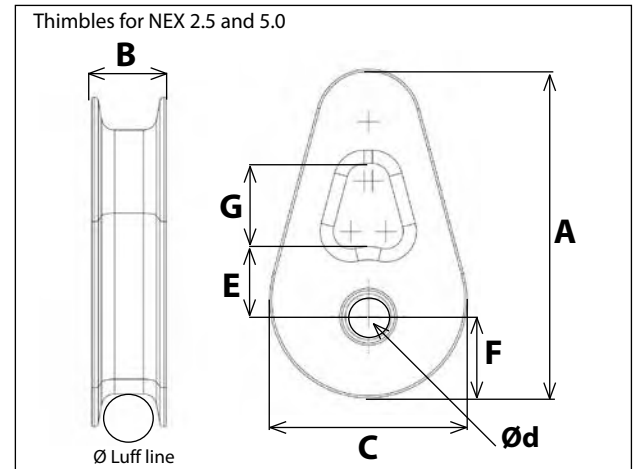
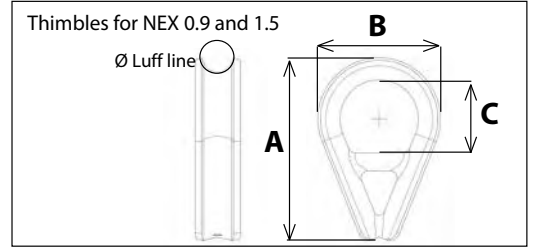


Technical data for terminals	Technical data: MXEvo halyard shackle	MXEvo ø 6 (11603)	MXEvo ø 8 (11604)	MXEvo ø 10 (11605)
	A mm	18 (1 9/64")	18 (1 9/64")	22 (1 7/8")
	Ø halyard mm	8 (5/16")	10 (3/8")	14 (9/16")
	Weight Kg	0,053	0,109	0,222
	Technical data: halyard block	2,5T		5T
	Height pin to pin: A mm	45 (1 49/64")		60 (2 23/64")
	Ø sheave : B mm	55 (2 11/64")		70 (2 3/4")
	Ø halyard mm	12 (1/2")		16 (5/8")
	Weight Kg	0,160		0,370
	Technical data: clevis pin snap shackle	Part # 54100	Part # 54101	Part # 54102
	For NEX:	NEX 0.9 and 1.5	NEX 2.5	NEX 5.0
	Height: pin to arm: A mm	39,5 (1 9/16")	54 (2 1/8")	65,5 (2 9/16")
	Passage diameter: B mm	16 (5/8")	21 (53/64")	26 (1 1/32")
	C: mm	8.1	11.5	14
Ø D: mm	6	8	10	
Weight Kg	0,054	0,130	0,257	
Technical data: Wichard HR shackle	Part # 11203 (NEX 0.9 & 1.5)	Part # 11204 (NEX 2.5)	Part # 11205 (NEX 5.0)	
Ø pin mm	Ø 6	Ø 8	Ø 10	
A / B : mm	20 / 12	26 / 16	33 / 20	
Weight Kg	0,024	0,052	0,102	



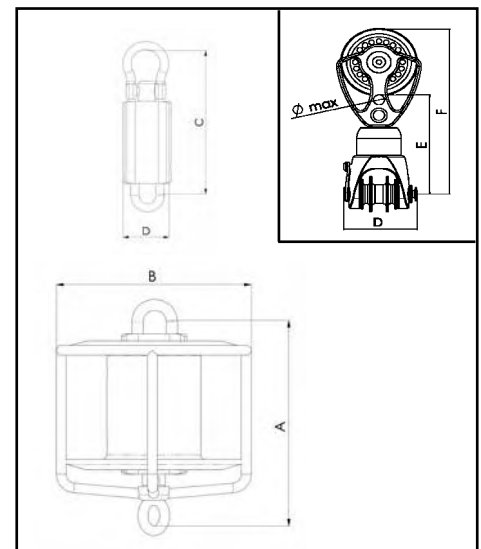
# TECHNICAL DATA: FLYING SAIL FURLERS NEX

Technical data for thimbles	Part # : 119907 (NEX 0.9)	Part # : 119908 (NEX 1.5)	Part # : P542538 (NEX 2.5)	Part # : P545038 (NEX 5.0)	
	A mm	45	50	75	92
	B mm	28	33	17	18
	C mm	17	20	45	52
	Ø d mm	-	-	10,5	12,5
	E mm	-	-	16	19
	F mm	-	-	18,5	21,5
	G mm	-	-	19	21
	Ø luff line max mm	8	10	12	16
	Weight Kg	0,015	0,017	0,055	0,068
	Material	stainless steel		aluminium	



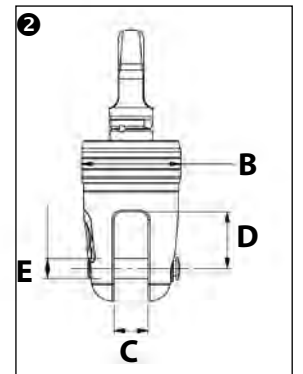
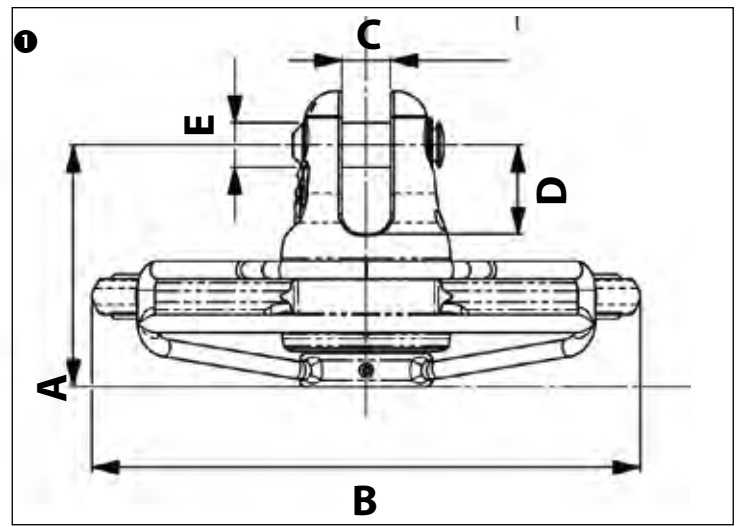
## FLYING SAIL FURLERS WITH DRUM: EC

EC models with drum	EC 1500	EC 2500	EC 4000	EC 6000	EC 12000
A mm	155 (6 7/64")	155 (6 7/64")	234 (9 7/32")	240 (9 15/32")	420 (16 17/32")
B mm	140 (5 33/64")	140 (5 33/64")	202 (7 61/64")	240 (9 15/32")	280 (11 1/32")
C mm	140 (5 33/64")	140 (5 33/64")	195 (7 43/64")	240 (9 15/32")	345 (13 5/8")
D mm	45 (1 49/64")	57 (2 1/4")	50 (1 15/16")	63 (2 31/64")	155 (6 7/64")
E mm		97			
F mm		145			
Ø Furling line mm	6 or 8 (1/4" or 5/16")	6 or 8 (1/4" or 5/16")	8 or 10 (5/16" or 3/8")	10 (3/8")	12 (1/2")
Ø luff line mm	6 (1/4")	-	6 or 8 1/4" or 5/16"	8 or 10 5/16" or 3/8"	10 or 12 3/8" or 1/2"
Ø maxi halyard 2:1 block	6 (1/4")	-	12 (1/2")	14 (9/16")	-
Weight drum Kg	0,98		2,2	3,5	10,8
Weight swivel Kg	0,47		0,9	2,2	6,0



# FLYING SAIL FURLERS NEX 8.0 - NEX 12.0

Technical data for mechanisms	Technical data: spool Fig 1.		NEX 8.0	NEX 8.0
	Height pin to pin: A mm		105	108,5
	Width drum mechanism: B mm		210	245
	Width fork: C mm		24 (FF#3)	22 (FF#4)
	Depth fork: D mm		40	40
	Ø pin: E mm		14	20
	Ø spool: mm		200	230
	Ø continuous line mm		10	10
	Weight: spool (only) Kg		1,800	2,700
	Technical data: swivel Fig 2.		NEX 8.0	NEX 8.0
Height pin to pin: A mm		155	155	
Diameter: B mm		70	83	
Width fork: C mm:		24 (FF#3)	22 (FF#4)	
Depth fork: D mm		40	40	
Ø pin: E mm		14	20	
Weight: swivel (only) Kg		1.200	1.660	



Eye Fig 3.	NEX 8.0	NEX 12.0
Ø C: mm	20.50	23.50
Height pin to pin D: mm	137	143
Weight Kg	0.180	0.290

Lashing eye Fig 4.	NEX 8.0	NEX 12.0
Ø C: mm	28	32
Height pin to pin D: mm	155	155
Weight Kg	0.180	0.290

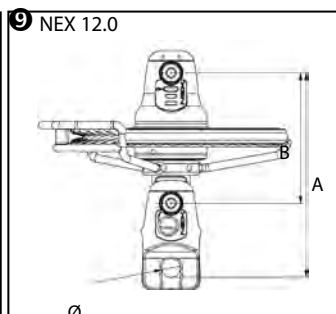
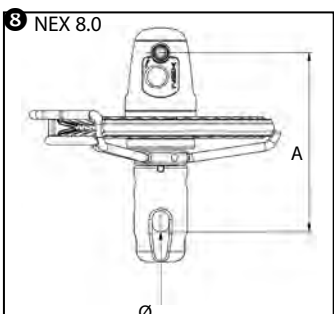
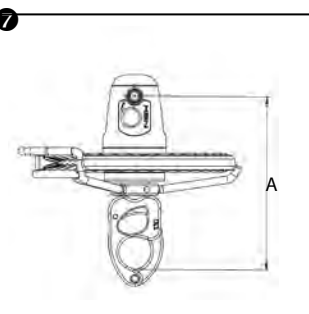
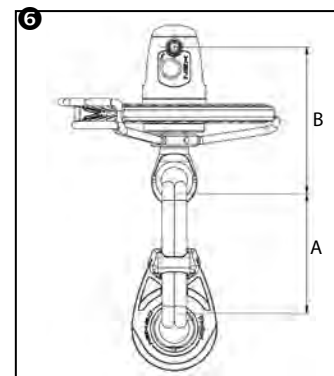
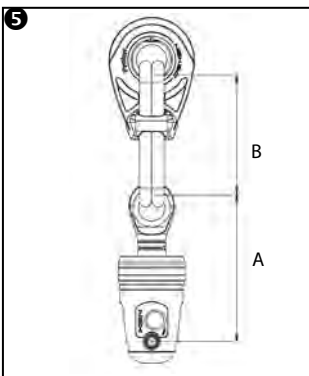
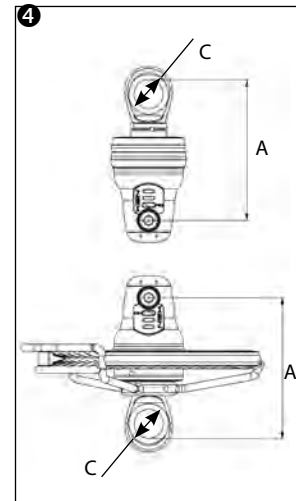
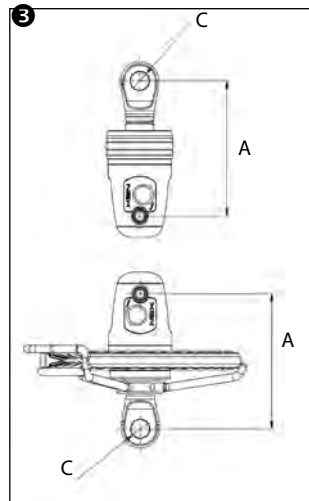
Halyard block Fig 5.	NEX 8.0	NEX 12.0
A mm	155	155
B: mm	126	141
Ø rope mm	18	22
Weight Kg	0.150	0.440

Halyard block Fig 6.	NEX 8.0	NEX 12.0
A mm	126	141
B: mm	155	155
Ø rope mm	18	22
Weight Kg	0.150	0.440

Trigger snapshackle Wichard Part #Fig 7.	NEX 8.0	NEX 12.0
A mm	188	nd
Breaking load Kg	8700	nd
Weight Kg	0.189	nd

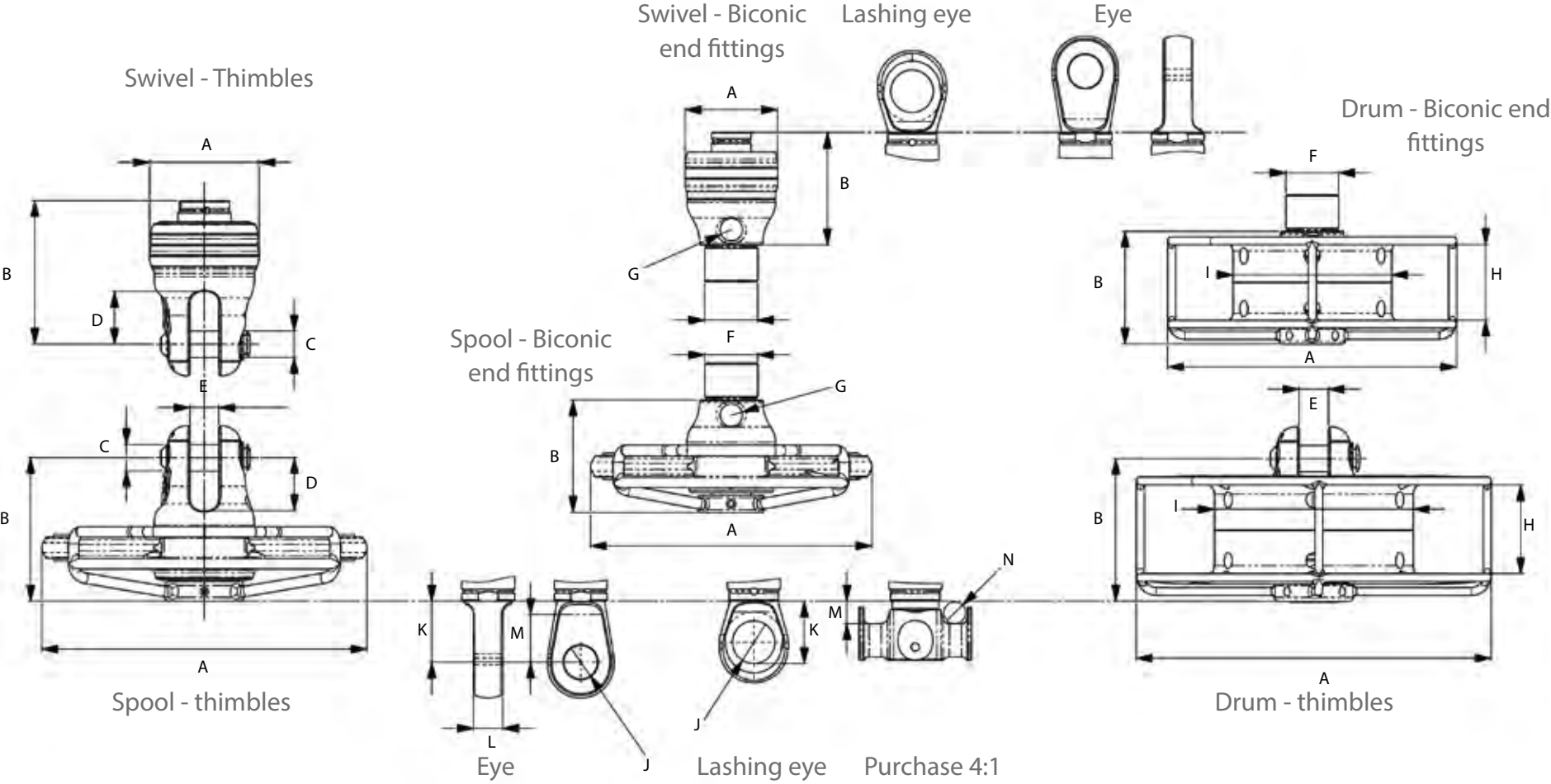
Trigger snapshackle Tylaska T30 Fig 7.	NEX 8.0	NEX 12.0
A mm	183	nd
Breaking load Kg	13.000	nd
Weight Kg	0.520	nd

Hardsheave 3.1 Fig 8-9	NEX 8.0	NEX 12.0
A mm	168	215
B: mm	-	137
Ø rope mm	16	20
Weight Kg	0.840	1.250





# TECHNICAL DATA STAYFURLERS: NEX STR






























# TECHNICAL DATA STAYFURLERS: NEX STR

LOWER MECHANISM: DIMENSIONS & WEIGHT					
	NEXSTR4.0	NEXSTR5.0	NEXSTR8.0	NEXSTR10.0	NEXSTR12.0
<b>SPOOL FOR THIMBLES</b>					
Width: A mm	-	213	210	245	245
Height: B mm	-	92	105	108,5	108,5
Pin Ø : C mm	-	12	14	20	20
Depth fork: D mm	-	39	40	40	40
Width fork: E mm	-	20	24	22	22
Weight Kg	-	1,730	1,800	2,700	2,700
<b>SPOOL FOR BICONIC END FITTING (NAVTEC)</b>					
Width: A mm	210	210	210	245	245
Height: B mm	76,5	76,5	85	92,5	92,5
Thread: F	M38x200-L26	M38x200-L26	M40x200-L28	M44x200-L32	M48x200-L36
Ø lashing hole: G mm	15	15	17	20	20
Weight Kg	1,400	1,400	1,700	2,540	2,570
<b>DRUM FOR THIMBLES</b>					
Width: A mm	-	-	218	268	268
Height: B mm	-	-	105	108,5	108,5
Pin Ø: C mm	-	-	14	20	20
Depth forke: D mm	-	-	40	40	40
Width fork: E mm	-	-	24	22	22
H mm	-	-	60	70	70
Ø drum: I mm	-	-	120	150	150
Weight Kg	-	-	1,870	3,120	3,120
<b>DRUM FOR BICONIC END FITTINGS (NAVTEC)</b>					
Width: A mm	-	-	218	268	268
Height: B mm	-	-	105	92,5	92,5
Thread: F	-	-	M40x200-L28	M44x200-L32	M48x200-L36
Ø lashing: hole G mm	-	-	15	20	20
H mm	-	-	60	70	70
Ø drum: I mm	-	-	120	150	150
Weight: Kg	-	-	1,770	2,880	2,920
<b>DRUM CAPACITY AND SUGGESTED FURLING LINE DIAMETERS</b>					
	NEX STR 4.0	NEX STR 5.0	NEX STR 8.0	NEX STR 10.0	NEX STR 12.0
Drum capacity m	-	15 m	10 m	14 m	14 m
Ø furling line mm	-	8 mm	10 mm	10 mm	10 mm


SWIVELS: DIMENSIONS & WEIGHT					
	NEXSTR4.0	NEXSTR5.0	NEXSTR8.0	NEXSTR10.0	NEXSTR12.0
<b>SWIVELS FOR THIMBLES</b>					
Width A mm	-	58	70	83	83
Height: B mm	-	76.7	105	108,5	108,5
Pin Ø : C mm	-	12	14	20	20
Depth fork: D mm	-	39	40	40	40
Width fork: E mm	-	20	24	22	22
Weight: Kg	-	0.780	0,900	1,400	1,400
<b>SWIVELS FOR BICONIC END FITTINGS (NAVTEC)</b>					
Width: A mm	52	52	70	83	83
Height: B mm	61,5	61,5	85	92,5	92,5
Thread: F	M38x200-L26	M38x200-L26	M40x200-L28	M44x200-L32	M48x200-L36
Ø lashing hole	15	Ø15	17	20	20
Weight: Kg	0,410	0,410	0,800	1,200	1,200

TERMINALS: DIMENSIONS & WEIGHT					
	NEXSTR4.0	NEXSTR5.0	NEXSTR8.0	NEXSTR10.0	NEXSTR12.0
<b>LASHING EYE</b>					
Ø hole J mm	25	25	28	32	32
Height: K mm	37,5	37,5	50	47	47
Weight: Kg	0,140	0,140	0,180	0,290	0,290
<b>EYE</b>					
Ø hole: J mm	12,5	16,5	19,5	22,2	25,4
Height: K mm	22	28	37,5	23,2	46
Thickness: L mm	12	15	18,5	21,8	22
Length: M mm	16	21	21	19	36
Weight: Kg	0,080	0,130	0,300	0,300	0,600
<b>FRICTION PURCHASE 4:1</b>					
Ø max: N	12	12	14	16	16
Length: M mm	12	12	14	17	17

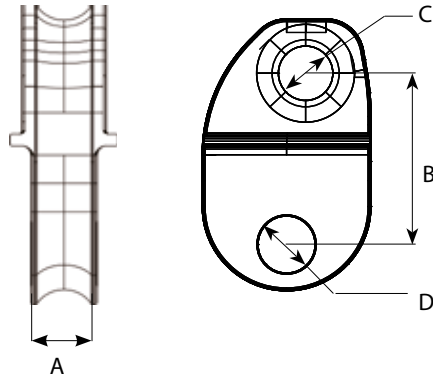


Choose your standard stayfurler model	Coding	Advice																											
<p><b>1</b> What is your cable made of and what is its diameter?</p> <table border="1" data-bbox="114 252 898 579"> <thead> <tr> <th colspan="2">Stainless steel wire</th> <th>Fiber cable</th> <th rowspan="2">Model size that corresponds to the cable</th> </tr> <tr> <th>1 x 19 mm</th> <th>Rod</th> <th>Size</th> </tr> </thead> <tbody> <tr> <td>8</td> <td># 10</td> <td>9T - 14T</td> <td>NEX STR 4.0</td> </tr> <tr> <td>10</td> <td># 17</td> <td>14T</td> <td>NEX STR 5.0</td> </tr> <tr> <td>12</td> <td># 22</td> <td>19T</td> <td>NEX STR 8.0</td> </tr> <tr> <td>14</td> <td># 30</td> <td>24T</td> <td>NEX STR 10.0</td> </tr> <tr> <td>16)</td> <td># 40</td> <td>30T</td> <td>NEX STR 12.0</td> </tr> </tbody> </table>	Stainless steel wire		Fiber cable	Model size that corresponds to the cable	1 x 19 mm	Rod	Size	8	# 10	9T - 14T	NEX STR 4.0	10	# 17	14T	NEX STR 5.0	12	# 22	19T	NEX STR 8.0	14	# 30	24T	NEX STR 10.0	16)	# 40	30T	NEX STR 12.0	<p><b><u>NEX STR 5.0</u></b></p>	<ul style="list-style-type: none"> <li>• To get the right stayfurler, we need to know what stainless steel wire is recommended by the boatyard or the architect.</li> <li>• Example: for a 10 mm diameter 1x19 wire, the equivalent fiber cable must have a breaking load of 14 tonnes. Thus, the appropriate model is the NEX STR 5.0.</li> </ul>
Stainless steel wire		Fiber cable	Model size that corresponds to the cable																										
1 x 19 mm	Rod	Size																											
8	# 10	9T - 14T	NEX STR 4.0																										
10	# 17	14T	NEX STR 5.0																										
12	# 22	19T	NEX STR 8.0																										
14	# 30	24T	NEX STR 10.0																										
16)	# 40	30T	NEX STR 12.0																										
<p><b>2</b> What is the chosen type of cable? Mark F or N</p> <table border="1" data-bbox="180 639 625 810"> <tr> <td>Thimble: F </td> <td>Biconic (Navtec): N </td> </tr> </table>	Thimble: F 	Biconic (Navtec): N 	<p><b>NEX STR 5.0 - <u>N</u></b></p>	<ul style="list-style-type: none"> <li>• Cables with thimbles are installed on fork mechanisms.</li> <li>• Biconic end fittings (e.g. Navtec) are installed on threaded mechanisms.</li> </ul>																									
Thimble: F 	Biconic (Navtec): N 																												
<p><b>3</b> What type of drum do you want? - Mark S or D</p> <table border="1" data-bbox="180 869 625 1040"> <tr> <td>Spool: S </td> <td>Drum: D </td> </tr> </table>	Spool: S 	Drum: D 	<p><b>NEX STR 5.0 - <u>NS</u></b> ↑</p>	<ul style="list-style-type: none"> <li>• The spool version provides optimal sail luff and is used in conjunction with a continuous furling line.</li> <li>• The drum version can be simply fitted to the deck and uses a classic furling line (1 strand).</li> </ul>																									
Spool: S 	Drum: D 																												
<p><b>4</b> What are the deck terminals? - Mark E, L or P</p> <table border="1" data-bbox="180 1093 853 1257"> <tr> <td>Eye: E </td> <td>Lashing eye: L </td> <td>Purchase: P </td> </tr> </table>	Eye: E 	Lashing eye: L 	Purchase: P 	<p><b>NEX STR 5.0 - <u>NSE</u></b> ↑</p>	<ul style="list-style-type: none"> <li>• Eye end fitting: Fitted with a toggle for classic metal fittings.</li> <li>• Lashing eye end fitting: a light and performance-enhancing solution. Fitted with a loop to make a light anchoring point</li> <li>• The friction purchase allows the stay to be adjusted from below. 4:1 Adjustments. Loop may be fastened.</li> </ul>																								
Eye: E 	Lashing eye: L 	Purchase: P 																											
<p><b>5</b> What are the mast terminals? - Mark E or L</p> <table border="1" data-bbox="180 1319 625 1474"> <tr> <td>Eye: E </td> <td>Lashing eye: L </td> </tr> </table>	Eye: E 	Lashing eye: L 	<p><b>NEX STR 5.0 - <u>NSEE</u></b> ↑</p>	<ul style="list-style-type: none"> <li>• Eye end fitting: a simple and reliable solution for fitting the swivel to the mast. Fitted with a toggle for classic metal fittings.</li> <li>• Lashing eye end fitting: a light and performance-enhancing solution. Fitted with a loop to make a light anchoring point</li> </ul>																									
Eye: E 	Lashing eye: L 																												
<p><b>Part number of the complete stayfurler</b></p>	<p><b><u>NEX STR 5.0 - NSEE</u></b></p>																												

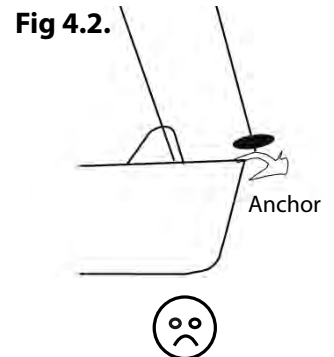
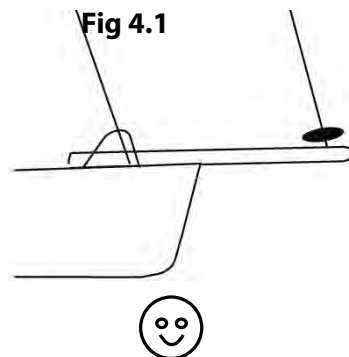
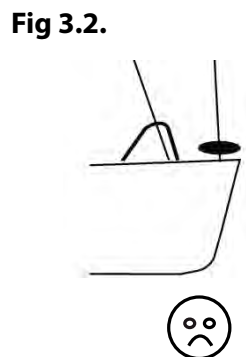
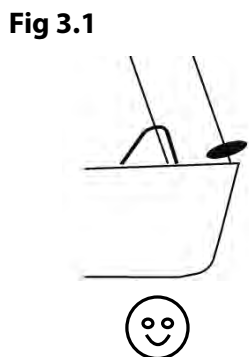
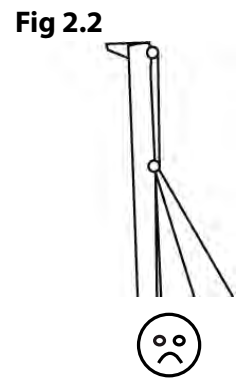
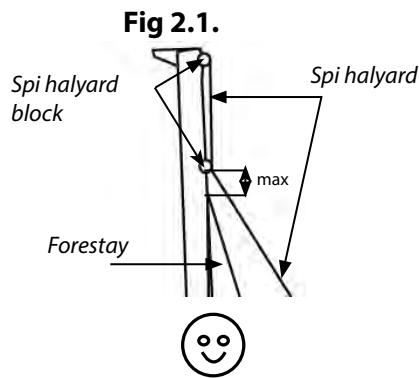
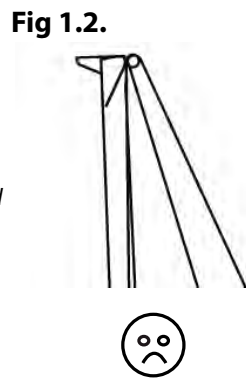
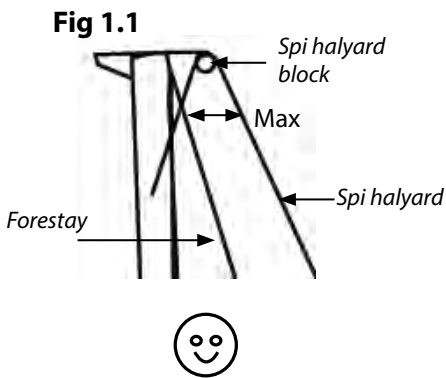
# TOP DOWN SPINNAKER FURLER - SPINEX



Technical data for mechanism		SPINEX 0.9	SPINEX 1.5	SPINEX 2.5	SPINEX 5.0
	A mm	99.30	110.8	149.60	185
	B mm	67.30	78.8	101.60	135
	C mm	32	32	48	50
	D mm	32	32	48	50
	E mm	101.9	113.10	136.9	175
	∅ spool: mm	100 mm	120 mm	150 mm	195 mm
	∅ furling line mm	8	10	10	10
	∅ anti-twist cable mm	9.5 mm	9.5 mm	12.7 mm	12.7 mm
	Weight: spool (only) Kg	0.330	0.530	0.820	1.440
	Weight: tack swivel, lower end fitting and thimble Kg	0.390	0.395	0.645	0.640
	Weight: swivel (only) Kg	0.100	0.140	0.240	0.470
	Weight upper terminal and thimble Kg	0.110	0.115	0.290	0.285



Technical data: thimbles		SPINEX 0.9	SPINEX 1.5	SPINEX 2.5	SPINEX 5.0
	A mm	11	14	17	18
	B mm	31.5	31.5	42	42
	∅ C mm	10	10	14	14
	D mm	10.50	10.50	12	16



# NEX HYBRID: FLYING SAIL FURLERS NEX 6.X

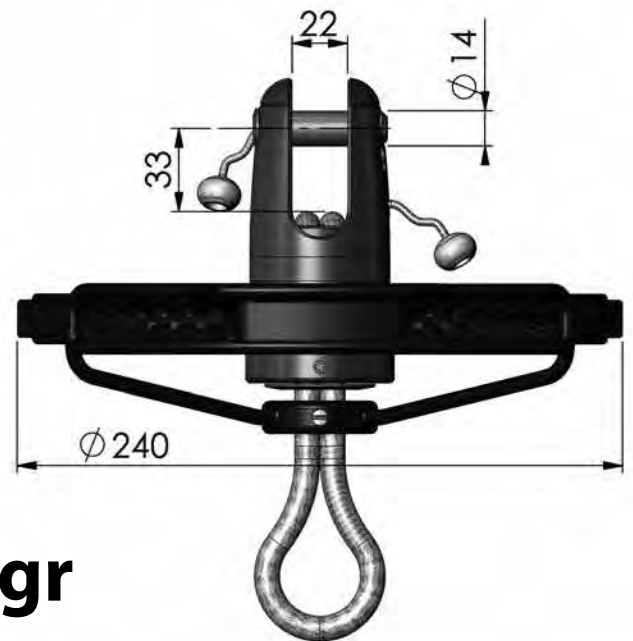
**800 gr**



**1230 gr**

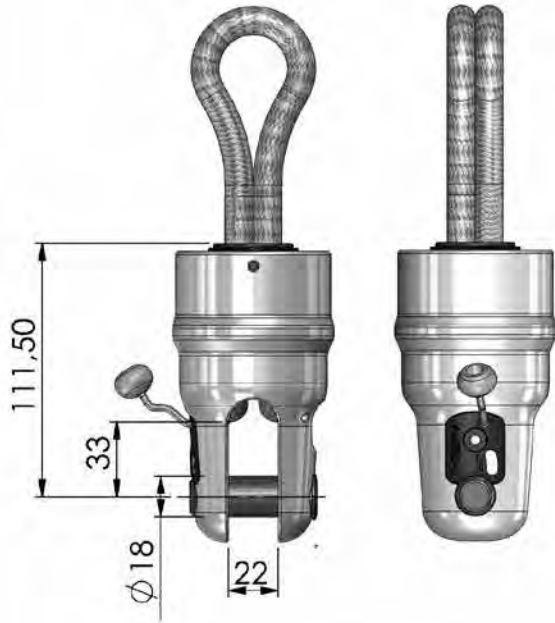


**1570 gr**

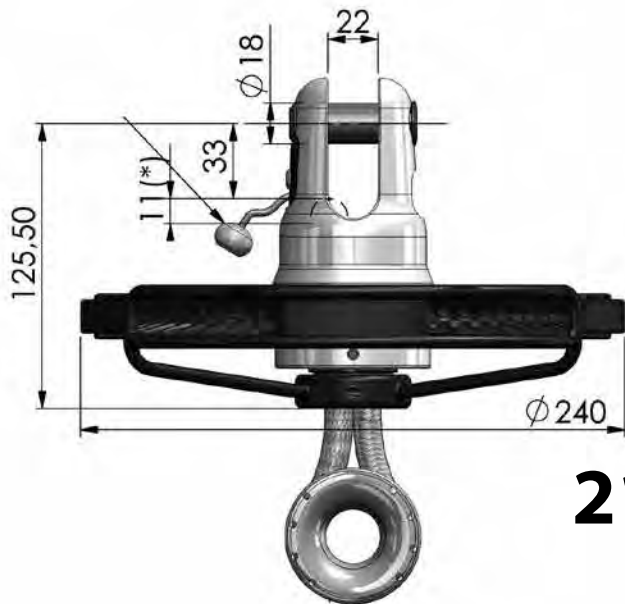
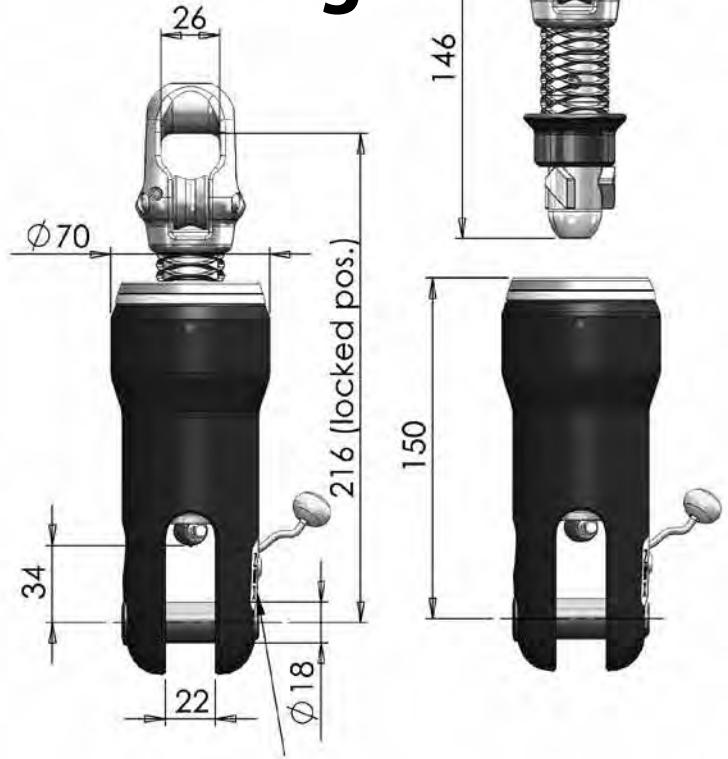


# NEX HYBRID: FLYING SAIL FURLERS NEX9.X


**850 gr**



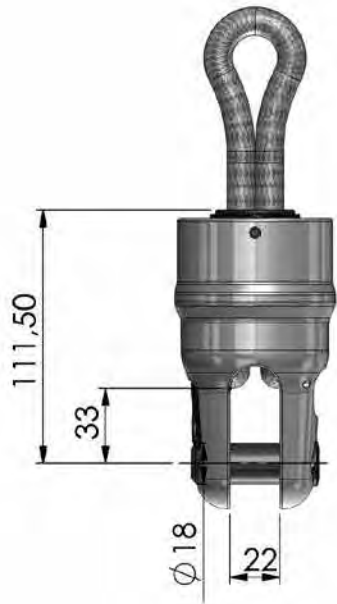
**1825 gr**



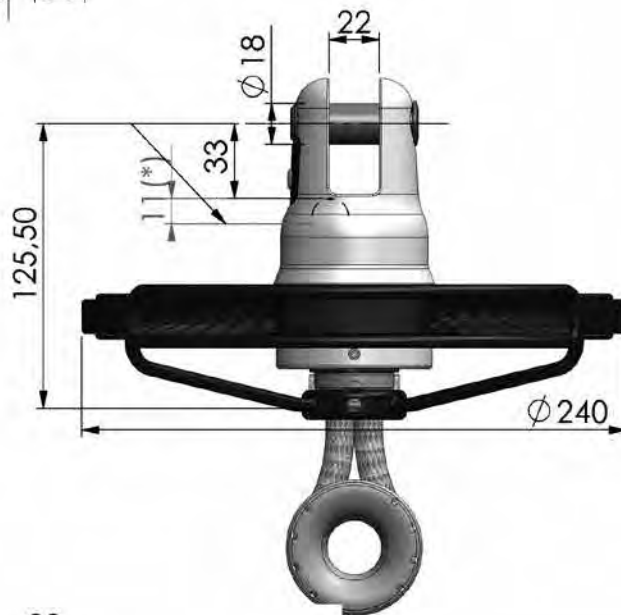
**2150 gr**



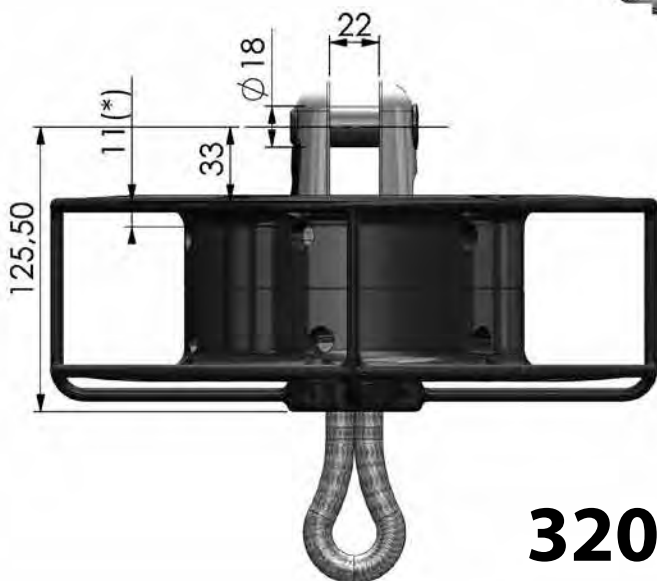
# NEX HYBRID: STAYFURLERS NEXSTR 9.X



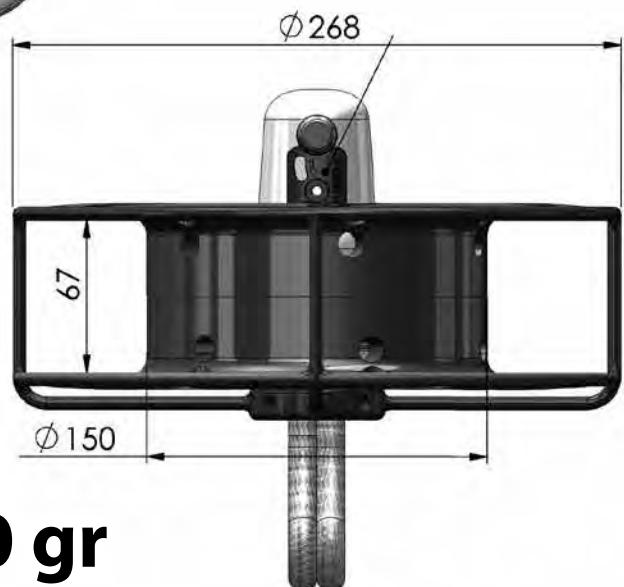
**850 gr**




**2150 gr**



**3200 gr**

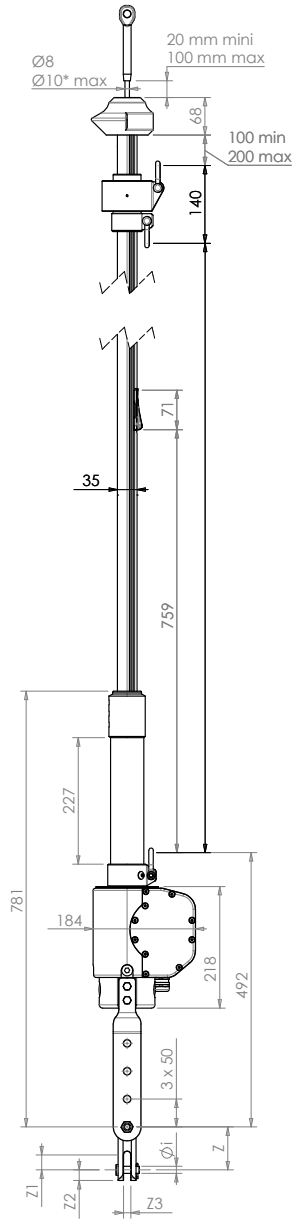


# NEX HYBRID: TOP DOWN VERSION NEX6.X

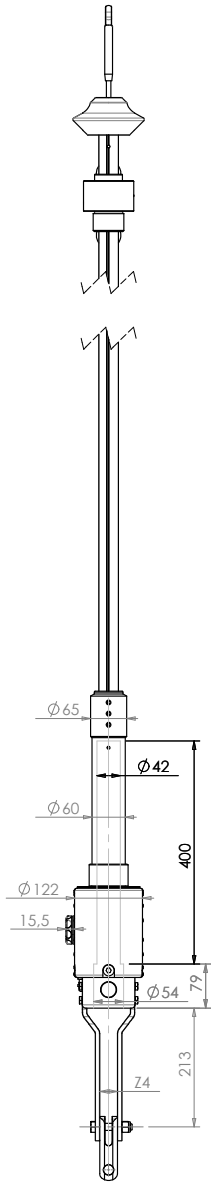




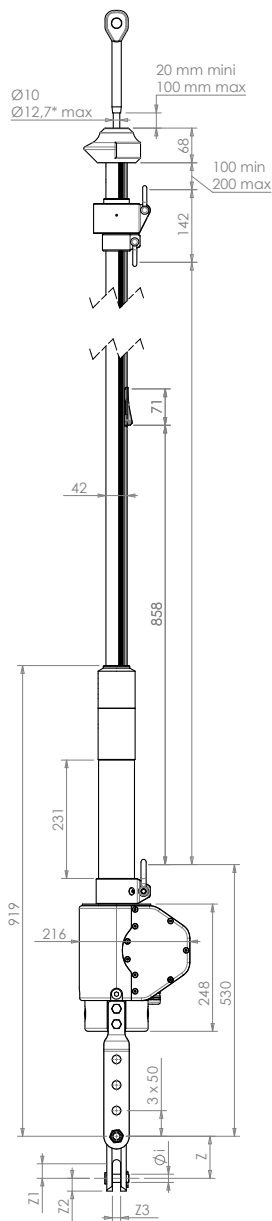
# ND2 MOTORIZED FURLERS



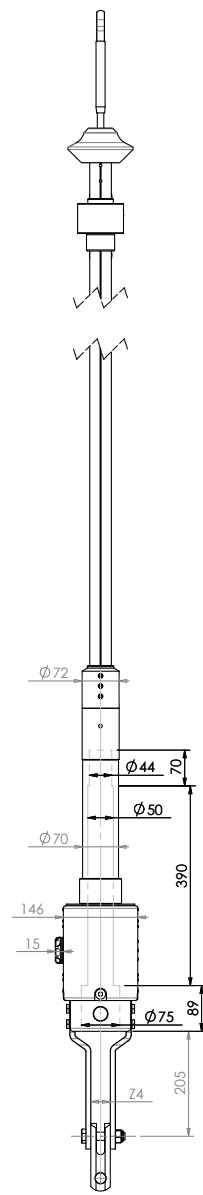
Øi	Z	Z1	Z2	Z3	Z4
12,7	77	27	19	13,1	32
16	82	28	25	16,2	38



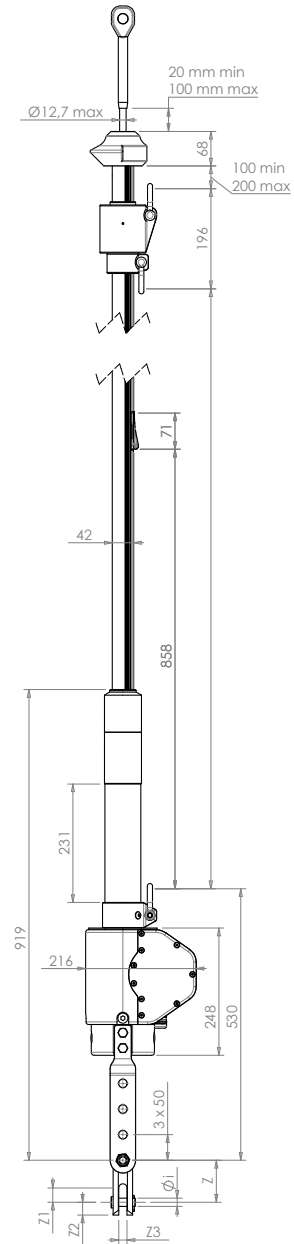
**C350**



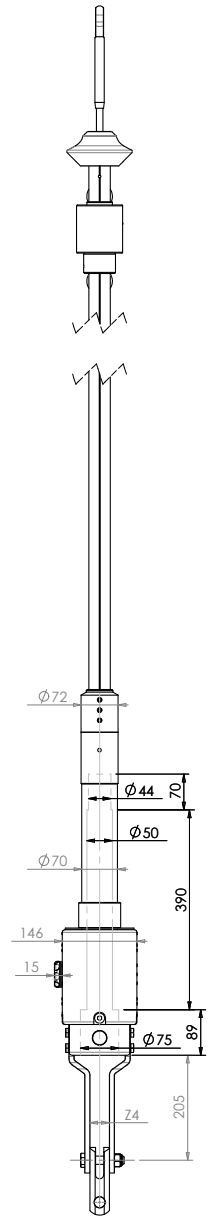
Øi	Z	Z1	Z2	Z3	Z4
16	82	28	25	16,2	38
19	94	42	29	20,5	45



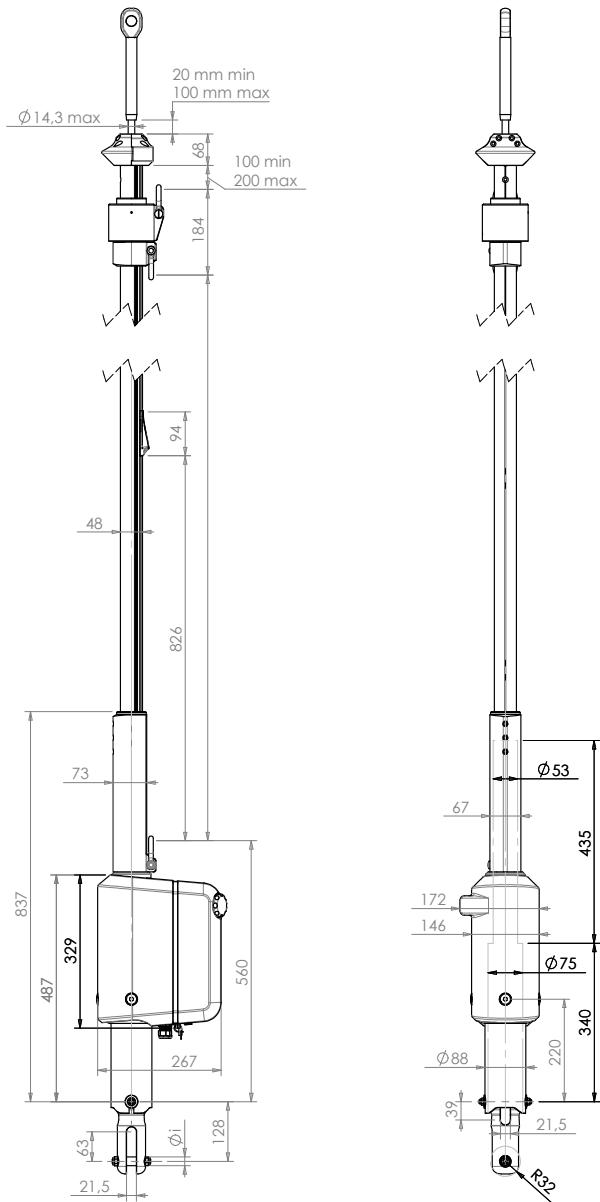
**C420**



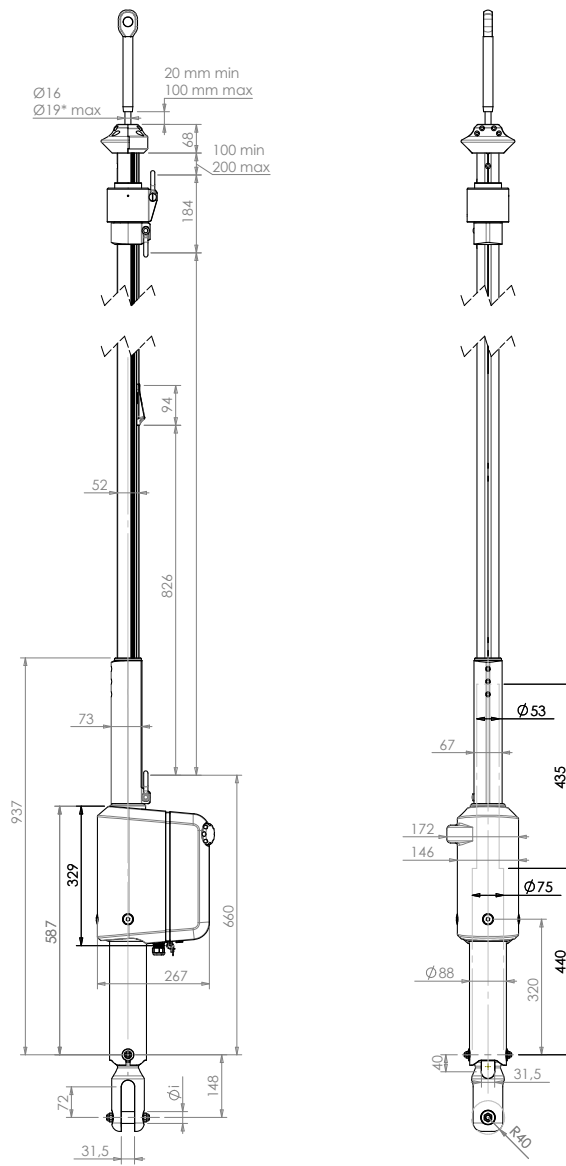
Øi	Z	Z1	Z2	Z3	Z4
16	82	28	25	16,2	38
19	94	42	29	20,5	45



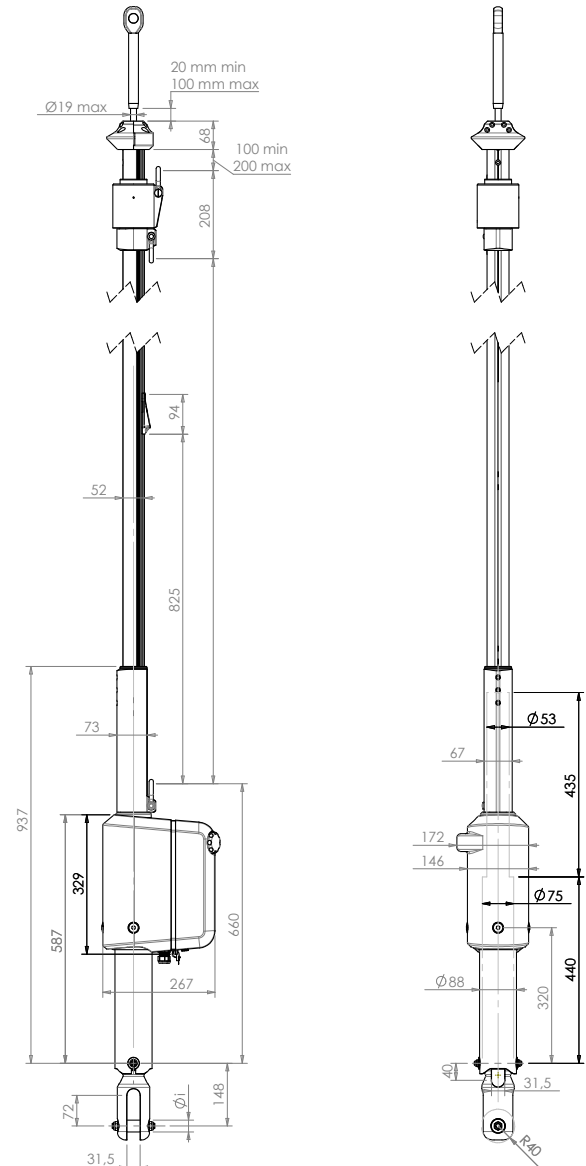
**C430**

**C480**

$\varnothing$ i : 16 / 18 / 19 / 22 mm



$\varnothing$ i : 22 / 25 / 28 / 32 mm

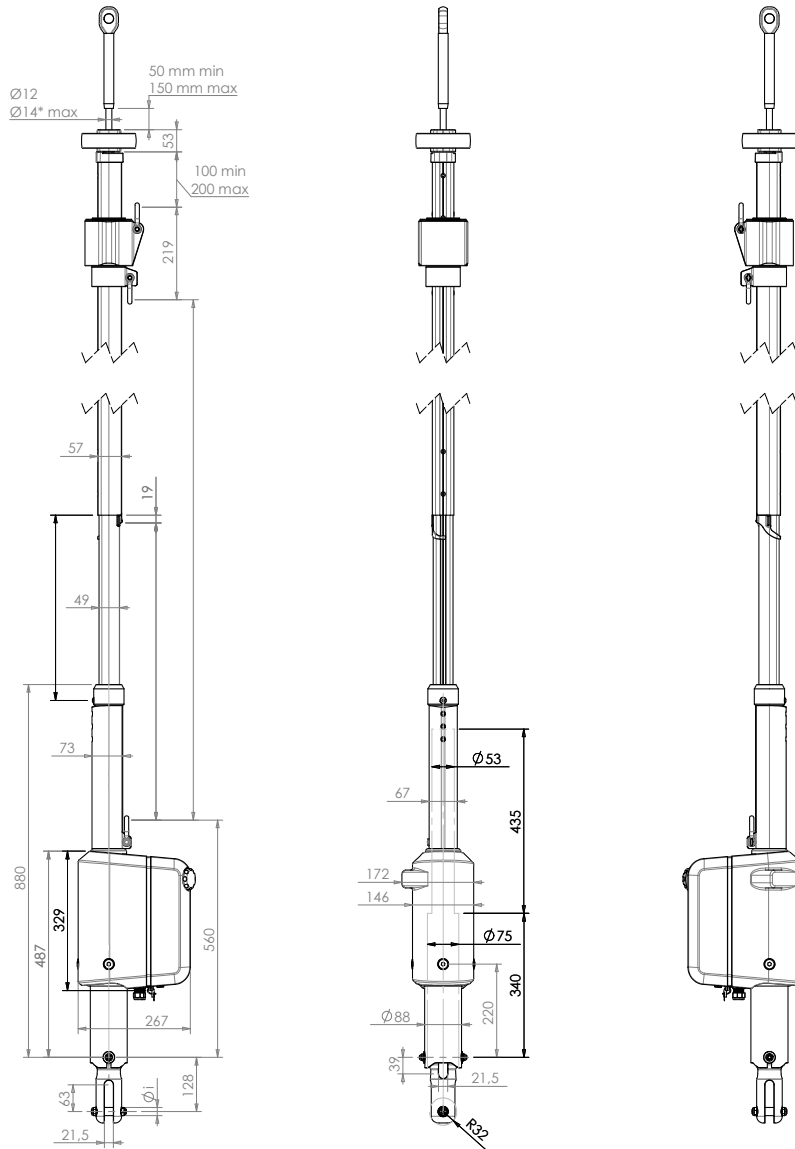
**C520**

$\varnothing$ i : 22 / 25 / 28 / 32 mm

**C530**



\* Avec embout à oeil démontable / if using a swageless eye



Øi : 22 / 25 / 28 / 32 mm

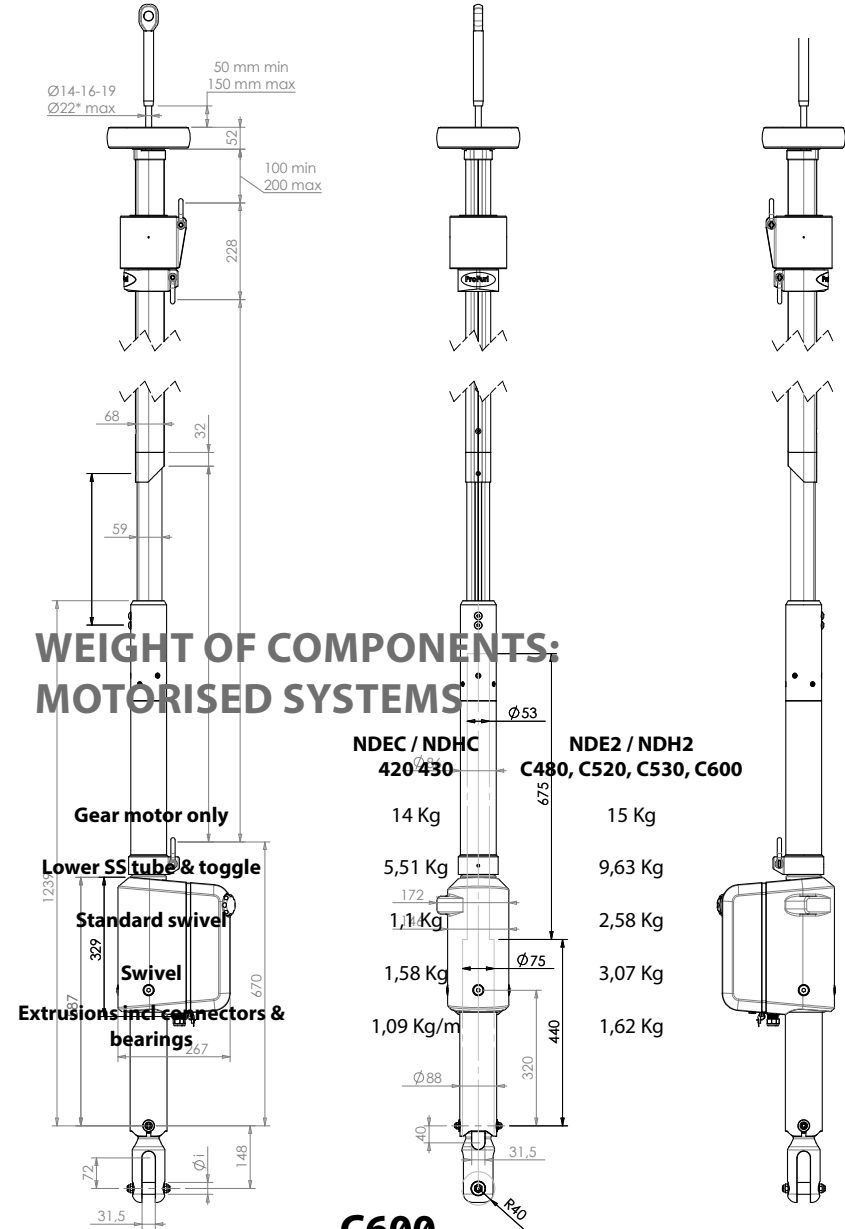
**C550**

Relay box

Circuit breaker

\* Avec embout à oeil démontable

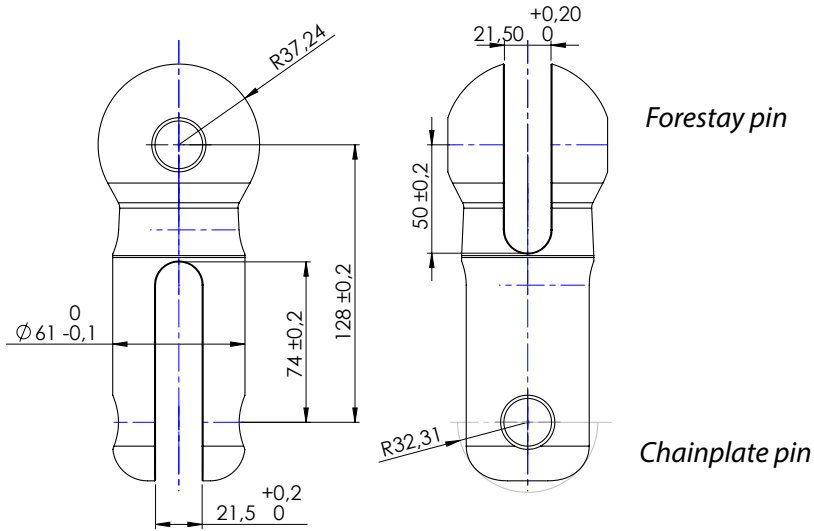
ye



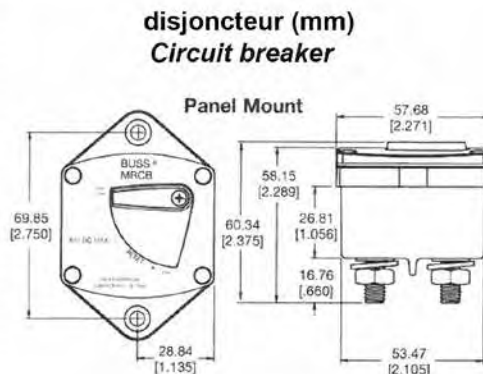
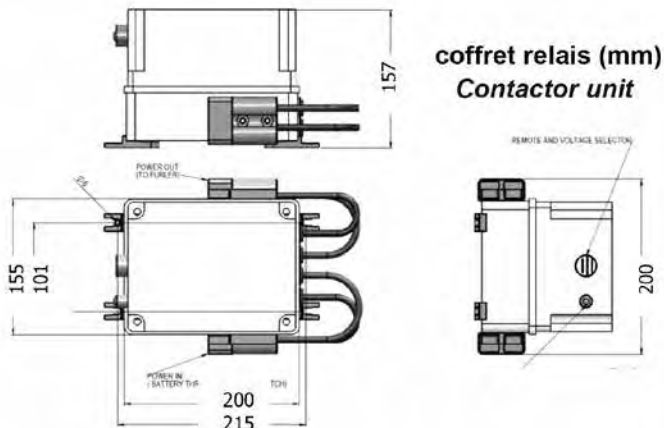
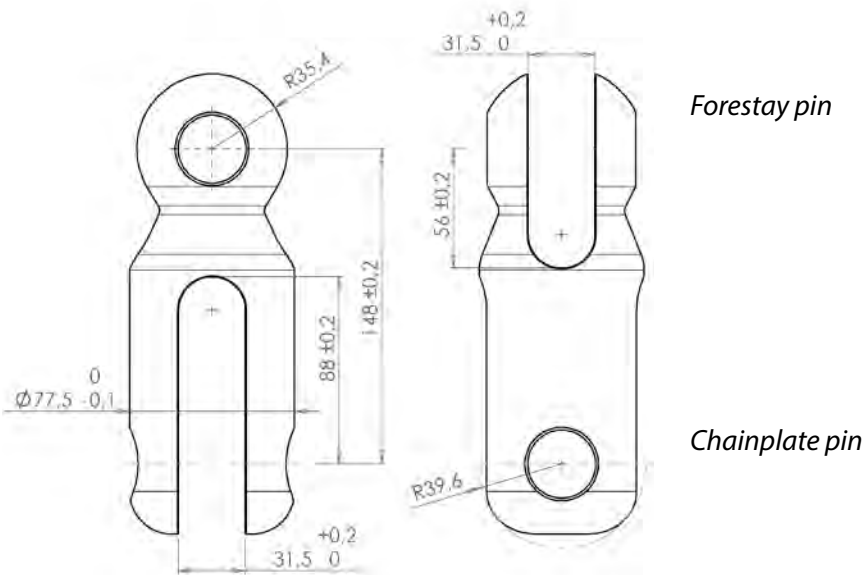
Øi : 22 / 25 / 28 / 32 mm

**C600**

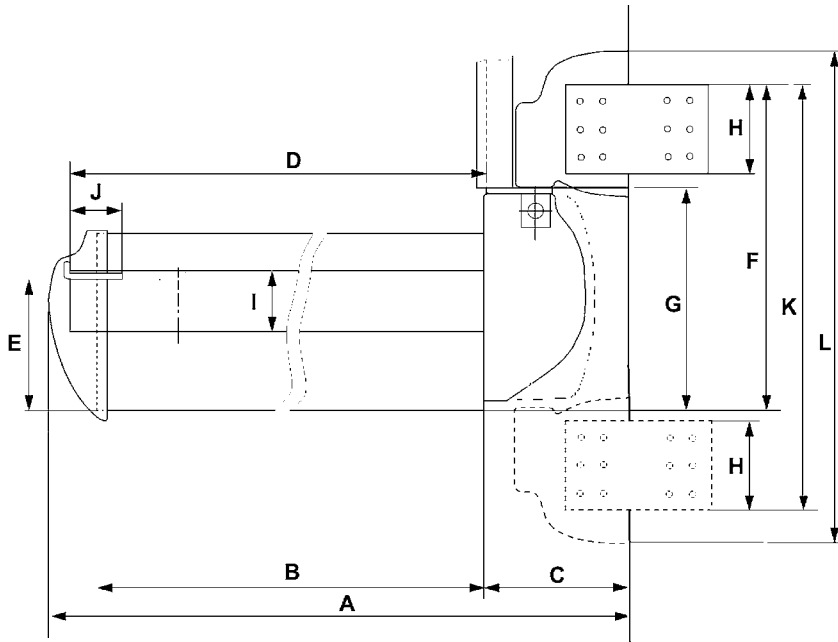
## Dimensions of the toggle for NDE2 C480 & C550 models



## Dimensions of the toggle for NDE2 C520, C530 and C600 models



# MK4 IN-BOOM FURLER



Dimensions in mm (ft)	Dimensions of boom sections in mm (ft)	Boom inside diameter in mm (ft)	Mandrel diameter in mm (ft)	Weight Kg/m (Lb / ft)		Standard boom vang pin to pin in mm (ft) open / closed
				Boom section	Mandrel	
<b>MK4</b>	400 x 305 (1'3 3/4" x 1'1/64")	300 (11 13/16")	101 (3 31/32")	13,43 (9,01)	2,63 (1,75)	2100 / 1970 (6'10 43/64" x 6'5 1/2")

Sailmakers information	Finished luff tape diameter in mm (ft)	Finished foot tape diameter in mm	Available boom profiles lengths in m (ft)	Corresponding max foot length in m (ft)	Max full length in m (ft)	Boom perimeter in mm (inch) for mainsail cover
<b>MK4</b>	7 (9/32")	8 (5/16")	7,3	7 (22' 11 19/32")	21 (68' 10 3/4")	1170 (3' 10 1/16")

Model in mm (ins)	A	B	C	D	E	F	G	H	I	J	K	L
<b>MK4</b>	7632 max (25' 30/64" max)	7300 max (23' 11 3/8")	232 (9 1/8")	7348 max (24' 1 19/64" max)	322 (12 5/8")	535 (1'9 1/16")	401 (1'3 25/32")	103 (4 1/16")	101 (3 31/32")	175 (6 57/64")	645 (2' 1 3/8")	668 (2' 2")